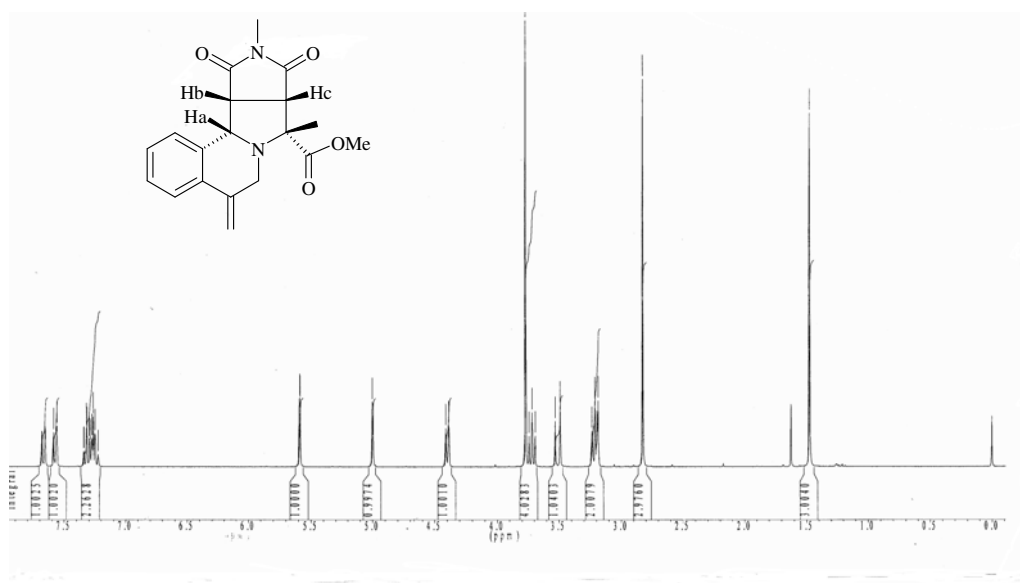
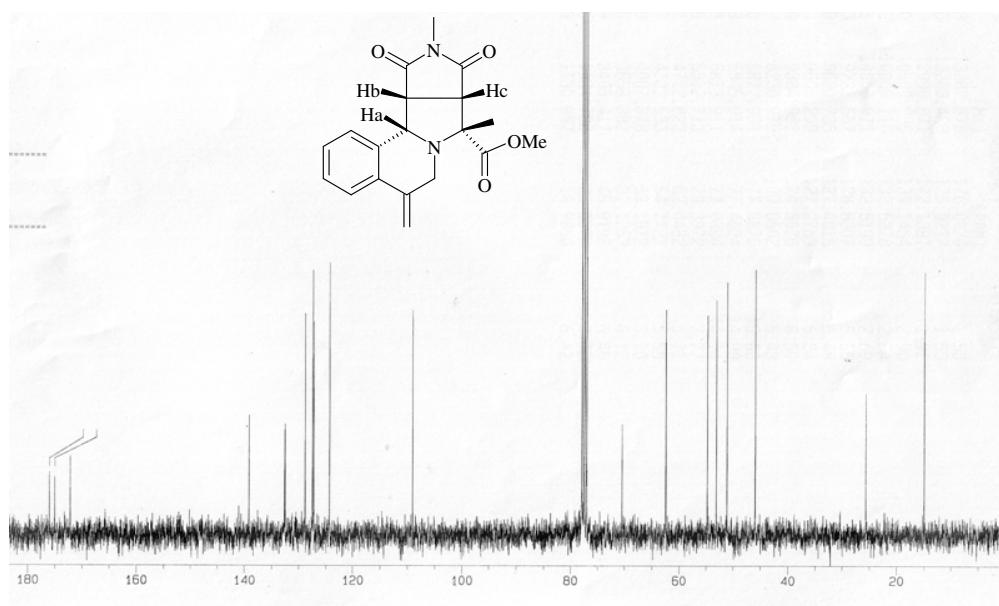


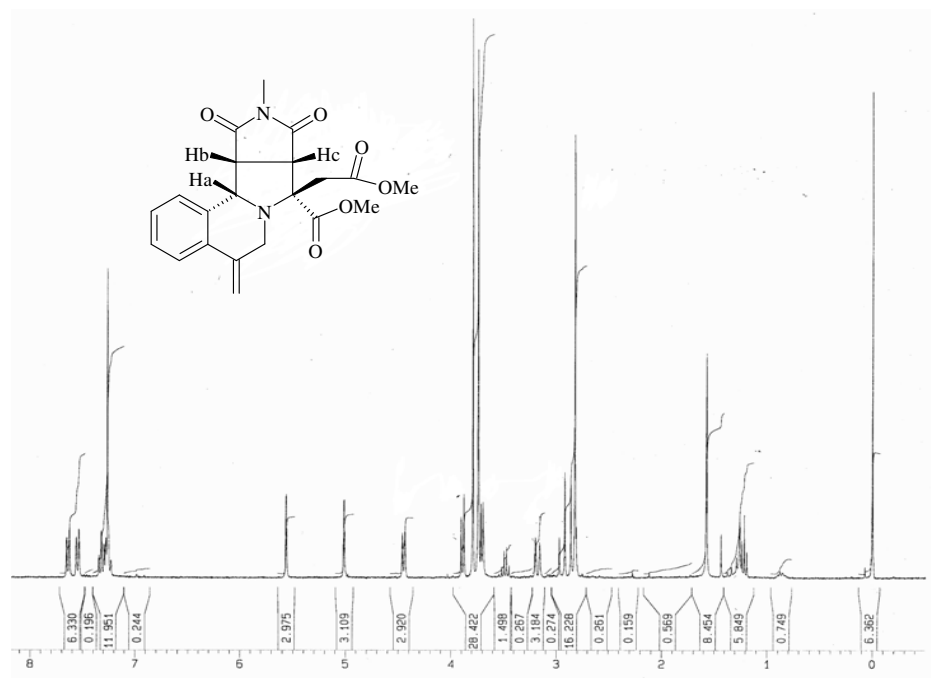
Appendix Figure 25 100 MHz ^{13}C NMR spectrum of methyl (8S,8aS,11R,11bS)-10-methyl-5-methylene-9,11-dioxo-8-phenyl-5,8,8a,9,10,11,11a,11b-octahydro-6*H*-pyrrolo[3',4':3,4]pyrrolo[2,1-*a*]isoquinoline-8-carboxylate (127)



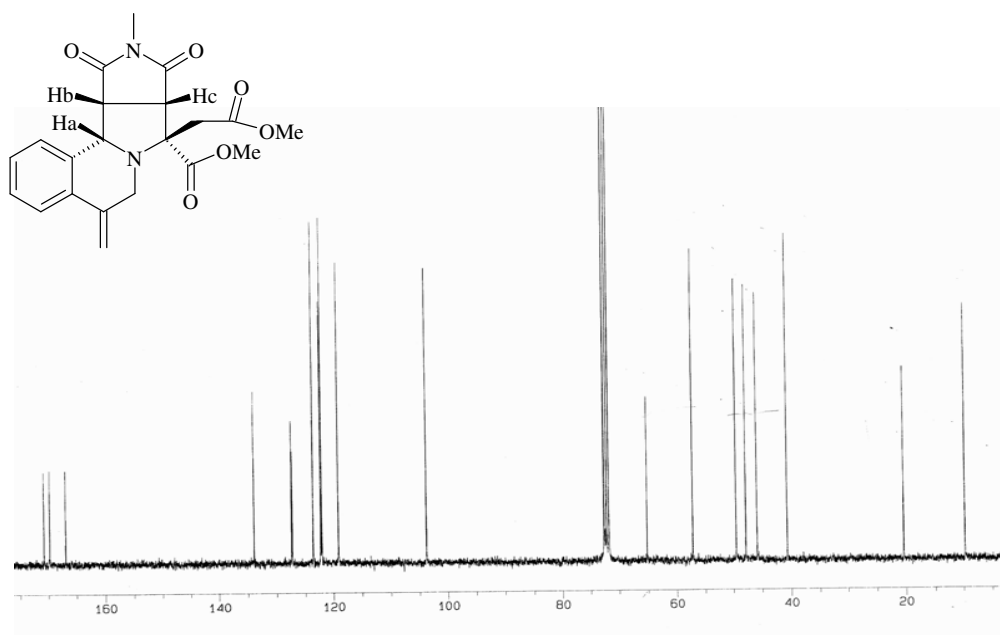
Appendix Figure 26 400 MHz ^1H NMR spectrum of methyl (8S,8aS,11R,11bS)-8,10-dimethyl-5-methylene-9,11-dioxo-5,8,8a,9,10,11,11a,11b-octahydro-6*H*-pyrrolo[3',4':3,4]pyrrolo[2,1-*a*]isoquinoline-8-carboxylate (139)



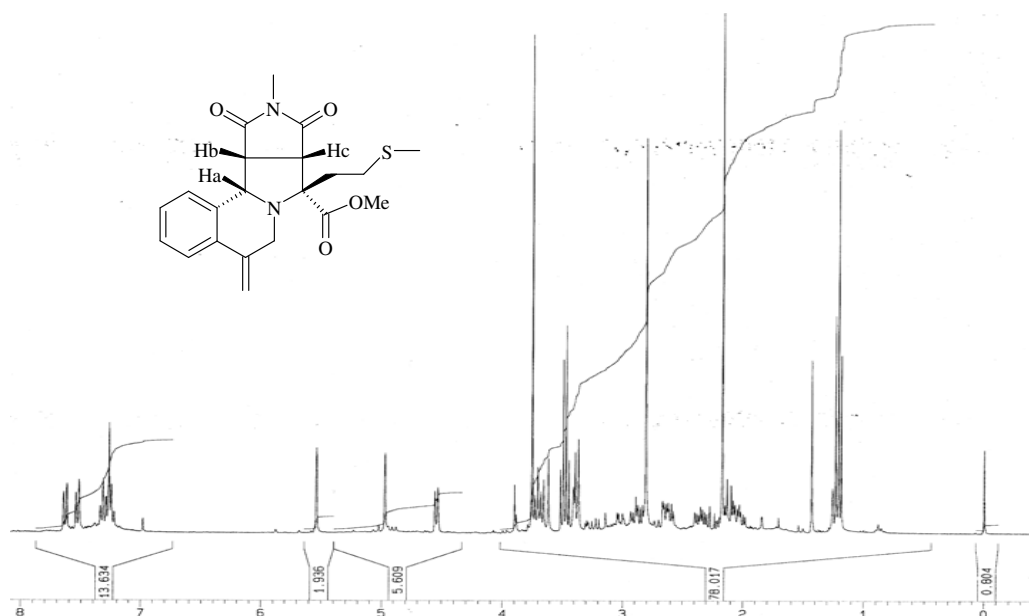
Appendix Figure 27 100 MHz ^{13}C NMR spectrum of methyl (8S,8aS,11R,11bS)-8,10-dimethyl-5-methylene-9,11-dioxo-5,8,8a,9,10,11,11a,11b-octahydro-6*H*-pyrrolo[3',4':3,4]pyrrolo[2,1-*a*]isoquinoline-8-carboxylate (139)



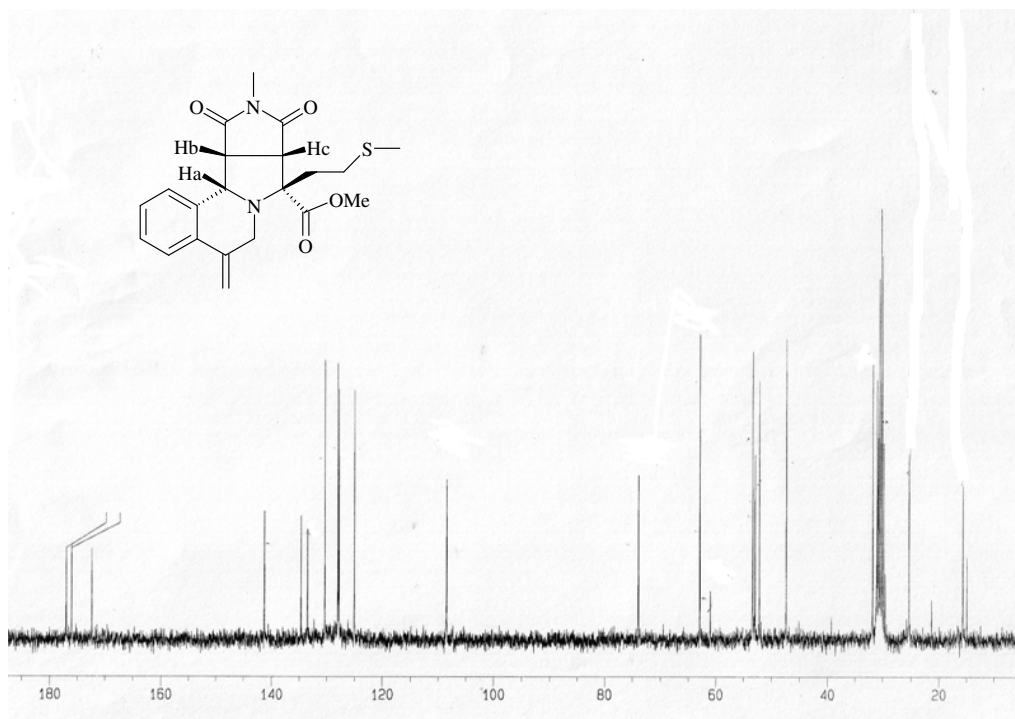
Appendix Figure 28 400 MHz ^1H NMR spectrum of methyl (8S,8aS,11R,11bS)-8-(2-methoxy-2-oxoethyl)-10-methyl-5-methylene-9,11-dioxo-5,8,8a,9,10,11,11a,11b-octahydro-6*H*-pyrrolo[3',4':3,4]pyrrolo[2,1-*a*]isoquinoline-8-carboxylate (140)



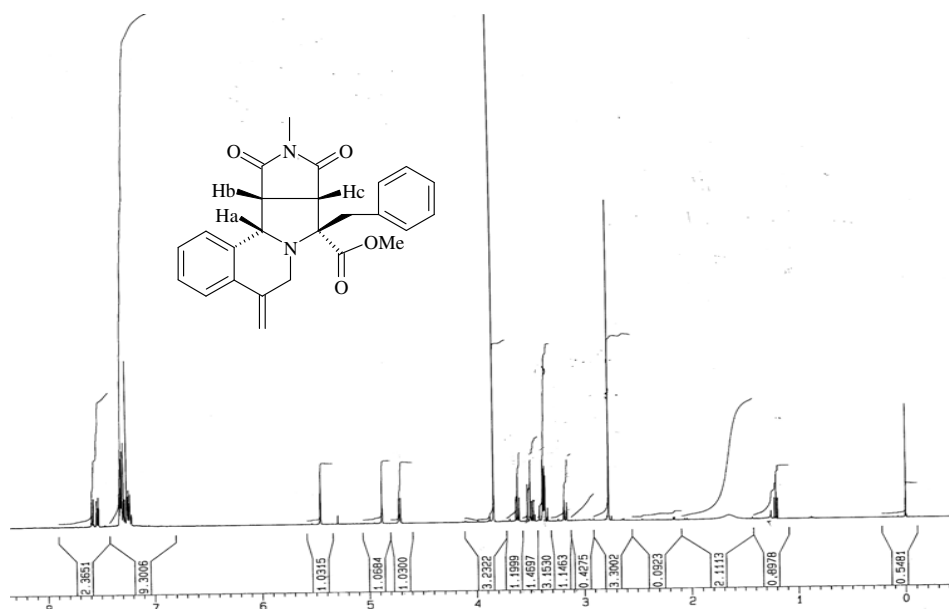
Appendix Figure 29 100 MHz ^{13}C NMR spectrum of methyl (8S,8aS,11R,11bS)-8-(2-methoxy-2-oxoethyl)-10-methyl-5-methylene-9,11-dioxo-5,8,8a,9,10,11,11a,11b-octahydro-6*H*-pyrrolo[3',4':3,4]pyrrolo[2,1-*a*]isoquinoline-8-carboxylate (140)



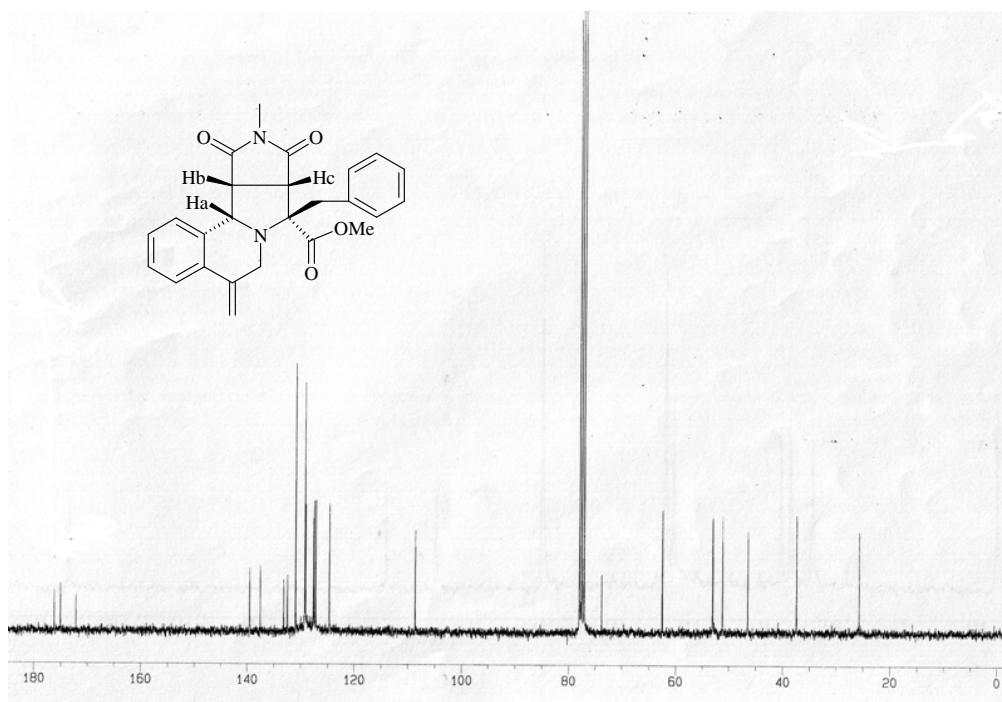
Appendix Figure 30 400 MHz ^1H NMR spectrum of methyl (8S,8aS,11R,11bS)-10-methyl-5-methylene-8-[(methylthio)methyl]-9,11-dioxo-5,8,8a,9,10,11,11a,11b-octahydro-6*H*-pyrrolo[3',4':3,4]pyrrolo[2,1-*a*]isoquinoline-8-carboxylate (141)



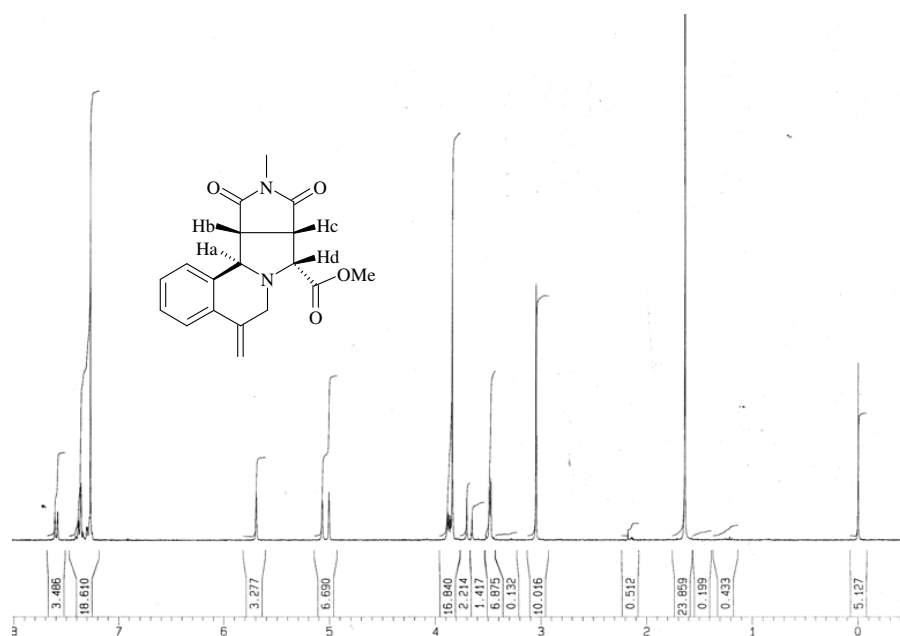
Appendix Figure 31 100 MHz ^{13}C NMR spectrum of methyl (8S,8aS,11R,11bS)-10-methyl-5-methylene-8-[(methylthio)methyl]-9,11-dioxo-5,8,8a,9,10,11,11a,11b-octahydro-6*H*-pyrrolo[3',4':3,4]pyrrolo[2,1-*a*]isoquinoline-8-carboxylate (141)



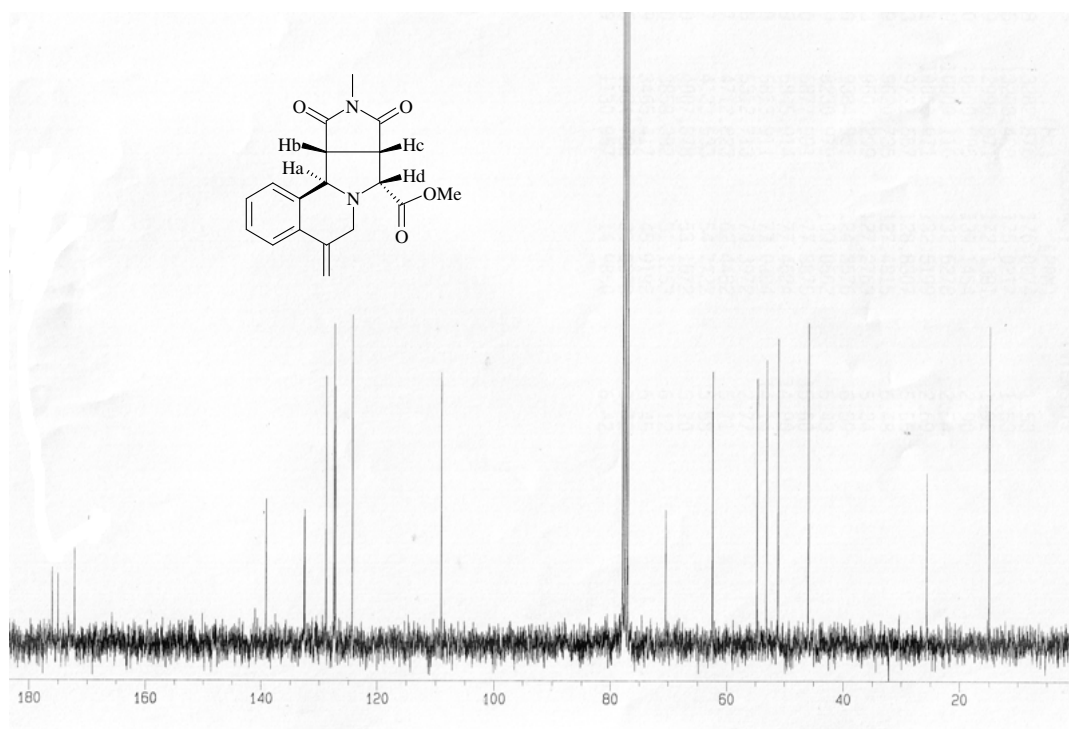
Appendix Figure 32 400 MHz ^1H NMR spectrum of methyl (8S,8aS,11R,11bS)-8-benzyl-10-methyl-5-methylene-9,11-dioxo-5,8,8a,9,10,11,11a,11b-octahydro-6*H*-pyrrolo[3',4':3,4]pyrrolo[2,1-*a*]isoquinoline-8-carboxylate (142)



Appendix Figure 33 100 MHz ^{13}C NMR spectrum of methyl (8*S*,8*aS*,11*R*,11*bS*)-8-benzyl-10-methyl-5-methylene-9,11-dioxo-5,8,8*a*,9,10,11,11*a*,11*b*-octahydro-6*H*-pyrrolo[3',4':3,4]pyrrolo[2,1-*a*]isoquinoline-8-carboxylate (142)



Appendix Figure 34 400 MHz ^1H NMR spectrum of methyl (8*S*,8*aS*,11*R*,11*bR*)-10-methyl-5-methylene-9,11-dioxo-8-phenyl-5,8,8*a*,9,10,11,11*a*,11*b*-octahydro-6*H*-pyrrolo[3',4':3,4]pyrrolo[2,1-*a*]isoquinoline-8-carboxylate (143)



Appendix Figure 35 100 MHz ¹³C NMR spectrum of methyl (8S,8aS,11R,11bR)-10-methyl-5-methylene-9,11-dioxo-8-phenyl-5,8,8a,9,10,11,11a,11b-octahydro-6H-pyrrolo[3',4':3,4]pyrrolo[2,1-a]isoquinoline-8-carboxylate (143)