

13 DEC 2000



**EXPECTATIONS AND NEEDS OF PRISONERS WHO COMMITTED
NARCOTIC VIOLATIONS BEFORE THEY ARE RELEASED FROM
PRISONS AND CORRECTIONAL INSTITUTIONS IN REGION 1**



POL. CAPT. CHALOTHORN WATTANACHOT

**A THESIS SUBMITTED IN PARTIAL FULFILMENT
OF THE REQUIREMENTS FOR
THE DEGREE OF MASTER OF ARTS
(CRIMINOLOGY AND CRIMINAL JUSTICE)**

FACULTY OF GRADUATE STUDIES

MAHIDOL UNIVERSITY

2000

ISBN 974-664-732-6

COPYRIGHT OF MAHIDOL UNIVERSITY


Copyright by Mahidol University

TH
C4392
2000
C.2

46249 c.2

Thesis
entitled


**EXPECTATIONS AND NEEDS OF PRISONERS WHO COMMITTED
NARCOTIC VIOLATIONS BEFORE THEY ARE RELEASED FROM
PRISONS AND CORRECTIONAL INSTITUTIONS IN REGION 1**



.....

Pol.Capt. Chalothorn wattanachot

Candidate



.....

Asst.Prof. Chankanit K. Suriyamanee, M.A.


Major-advisor



.....

Asst.Prof. Juan Chaisuwan, M.S.

Co-advisor



.....

Asst.Prof. Nop Kanjanagunti, M.S.

Co-advisor




.....

Prof. Liangchai Limlomwongse,

Ph.D.

Dean

Faculty of Graduate Studies



.....

Asst.Prof. Chankanit K. Suriyamanee, M.A.

Chairman

Master of Arts Programme

in Criminology and Criminal Justice

Faculty of Social Sciences and Humanities

Thesis
entitled

**EXPECTATIONS AND NEEDS OF PRISONERS WHO COMMITTED
NARCOTIC VIOLATIONS BEFORE THEY ARE RELEASED FROM
PRISONS AND CORRECTIONAL INSTITUTIONS IN REGION 1**

was submitted to Faculty of Graduate Studies, Mahidol University
for the degree of Master of Arts (Criminology and Criminal Justice)

on

September 5, 2000

Chalothorn Wattanachot

Pol.Capt. Chalothorn wattanachot

Candidate

Chankanit K. Suriyamanee

Asst.Prof. Chankanit K. Suriyamanee, M.A.

Chairman

Juan Chaisuwan

Asst.Prof. Juan Chaisuwan, M.S.

Member

Nop. Kanjanagunti

Asst.Prof. Nop Kanjanagunti, M.S.

Member

Sutee Senarmngern

Mr. Sutee Senarmngern, M.A.

Member

Liangchai Limlomwongse

Prof. Liangchai Limlomwongse, Ph.D.

Dean

Faculty of Graduate Studies

Mahidol University

Suree Kanjanawong

Assoc. Prof. Suree Kanjanawong, Ph.D.

Dean

Faculty of Social Sciences and Humanities

Mahidol University

ACKNOWLEDGEMENT

The complete of the thesis, I needs to thank all those thesis advisors who have helped to make this a better than it would otherwise have been Among them I am particularly grateful to Asst.Prof. Chankanit K. Suriyamaneem , Asst.Prof. Juan Chaisuwan and Asst.Prof. Nop Kanjanagunti who were generous enough to give me valuable and detailed comments on the whole thesis. Most of all, my appreciation goes to Mr.Sutee Senarmngern for his helpful guidance and support as one of thesis defense examination committee.

I also would like to record my gratitude to other professors and lecturers of Criminology and Criminal Justice Master Degree Program who gave me their generous help and their constructive criticize of certain sections of the thesis.

Moreover, sincerely thank the Corrections' officers in the Prison and Correctional Institution who assisted and rendered cooperation in collecting data for this research. And I also would like to thank my superiors, colleagues and subordinators in Investigation Sub Division, Metropolitan Police Division 8 for suggestions and supporting throughout thesis research.

Finally, I would like to express my profound thank to my father and mother who rendered support to me in making this research be successful and also to my family which encourage me throughout the research making. Any mistakes or errors by this research will be absorbed by me in order for better improvement in the next occasions.

Pol.Capt. Chalothorn Wattanachot

4137486 SHCJ/M : MAJOR : CRIMINOLOGY AND CRIMINAL JUSTICE;
M.A. (CRIMINOLOGY AND CRIMINAL JUSTICE)

KEY WORDS : EXPECTATIONS/NEEDS/NARCOTICS VIOLATION
PRISONERS

CHALOTHORN WATTANACHOT : EXPECTATIONS AND NEEDS OF
PRISONERS WHO COMMITTED NARCOTIC VIOLATIONS BEFORE THEY
ARE RELEASED FROM PRISONS AND CORRECTIONAL INSTITUTIONS IN
REGION 1. THESIS ADVISORS : CHANKANIT K. SURIYAMANE, M.A., JUAN
CHAI SUWAN, M.S., NOP KANJANAGUNTI, M.S., 156 p. ISBN 974-664-732-6

The objectives of this study were to investigate the expectations and needs and the conditions which relate to the expectations and needs of prisoners who committed narcotic violations before they can be released from prisons and correctional institutions in region 1. The sample group were 300 prisoners who committed narcotic violations, and will be released during the year 2000. They are from 5 prisons and correctional institutions in region 1. The data was collected by the questionnaire method. The statistics were analysed using Percentages, Mean, Standard Deviation, Multiple Classification Analysis, Analysis of Variance and Correlation for research analysis. The findings of the study were as follows :

1. It was found that most of the prisoners were male and under 25 years of age, education level : elementary, marital status : single. They were located in the central region. Their wage was less than 3,000 baht/month. They were in prison for the first time and for less than 1 year .
2. They had different social status : sex, marital status, occupations, income and prison terms. Expectations and the need to be released were different.
3. Recovery and reactions of prisoners relate to the prisoner' s expectations and needs before they are released.

The results of the research are that members of the family, community and society should have love, mercy, forgiveness and give opportunities for them to reform. Also the government should be developing a recovery program with financial support and assistance in seeking a job, to let them feel move confident to return to society again.

4137486 SHCJ/M : สาขาวิชา : อาชญาวិทยาและงานยุติธรรม ;

สค.ม. (อาชญาวิทยาและงานยุติธรรม)

ชโลธร วัฒนะโชติ : ความคาดหวังและความต้องการของผู้ต้องขังที่กระทำความผิดตามพระราชบัญญัติยาเสพติดให้โทษ ก่อนที่จะได้รับการปลดปล่อยจากเรือนจำและทัณฑสถานในเขต 1 (EX - EXPECTATIONS AND NEEDS OF PRISONERS WHO COMMITTED NARCOTIC VIOLATIONS BEFORE THEY ARE RELEASED FROM PRISONS AND CORRECTIONAL INSTITUTIONS IN REGION 1) คณะกรรมการควบคุมวิทยานิพนธ์ : ชาญกณิต ก.สุริยะมณี, M.A., จวน ไชยสุวรรณ, M.S., นก กาญจนกันติ, M.S., 156 หน้า ISBN 974-664-732-6

การวิจัยครั้งนี้มีวัตถุประสงค์เพื่อศึกษา คาดหวังและความต้องการ, ปัจจัยที่มีความสัมพันธ์กับความคาดหวังและความต้องการของผู้ต้องขังที่กระทำความผิดตามพระราชบัญญัติยาเสพติดให้โทษ ก่อนที่จะได้รับการปลดปล่อยจากเรือนจำและทัณฑสถานในเขต 1 กลุ่มตัวอย่างเป็นผู้ต้องขังที่กระทำความผิดตามพระราชบัญญัติยาเสพติดให้โทษซึ่งจะได้รับการปลดปล่อยภายในปี 2543 ถูกคุมขังอยู่ในเรือนจำและทัณฑสถาน 5 แห่งในเขต 1 จำนวน 300 คน การเก็บรวบรวมข้อมูลใช้แบบสอบถามเป็นเครื่องมือในการเก็บ โดยใช้สถิติ ค่าร้อยละ, มัชฌิมเลขคณิต, ส่วนเบี่ยงเบนมาตรฐาน, การวิเคราะห์ความแปรปรวน, การวิเคราะห์จำแนกหมู่ และสัมประสิทธิ์สหสัมพันธ์ ในการวิเคราะห์ข้อมูล ผลการวิจัยสรุปได้ดังนี้

1. ลักษณะทั่วไปพบว่ากลุ่มตัวอย่างซึ่งเป็นผู้ต้องขัง ส่วนใหญ่เป็นเพศชาย มีอายุไม่เกิน 25 ปี มีการศึกษาระดับประถมศึกษา เป็นโสด มีภูมิลำเนาอยู่ภาคกลาง ก่อนต้องโทษประกอบอาชีพรับจ้างทั่วไป มีรายได้เดือนละไม่เกิน 3,000 บาท ถูกจับกุมในคดีเกี่ยวกับยาเสพติดให้โทษครั้งนี้เป็นครั้งแรก มีระยะเวลาต้องโทษไม่เกิน 1 ปี ในข้อหาเมียเสพติดให้โทษไว้ในความครอบครอง และมีอากรติดยาเสพติด

2. ผู้ต้องขังที่มีภูมิลำเนาต่างกันในด้าน เพศ สถานภาพการสมรส อาชีพ รายได้ ระยะเวลาการต้องโทษ และฐานที่กระทำความผิดตามพระราชบัญญัติยาเสพติด มีความคาดหวังและความต้องการก่อนที่จะได้รับการปลดปล่อยต่างกัน

3. การบำบัดฟื้นฟูและการปฏิบัติต่อผู้ต้องขังของเรือนจำและทัณฑสถาน มีความสัมพันธ์กับความคาดหวังและความต้องการของผู้ต้องขังก่อนที่จะได้รับการปลดปล่อย

ผลการศึกษานี้ผู้วิจัยเสนอแนะว่า สมาชิกในครอบครัว ชุมชน และสังคม ควรให้ความรัก ความห่วงใย เอื้ออาทร ให้อภัยในความผิดพลาด และให้โอกาสแก่พวกเขาในการกลับตัวเป็นคนดี ภาค รัฐบาลควรให้การสงเคราะห์บำบัดฟื้นฟูต่อพวกเขาให้ดียิ่งขึ้น ให้การช่วยเหลือในด้านเงินทุน และจัดหางานให้ทำ เพื่อช่วยให้พวกเขาเกิดความมั่นใจในการกลับคืนสู่สังคม

CONTENTS

	PAGE
ACKNOWLEDGEMENT	iii
ABSTRACT (ENGLISH)	iv
ABSTRACT (THAI)	v
LIST OF TABLES	viii
CHAPTER I INTRODUCTION	1
1.1 Nature of the problems	1
1.2 Objectives of the study	7
1.3 Scope of the study	7
1.4 Definition of terms	7
1.5 Variables of the study	12
1.6 Level of Measurement	13
1.7 Conceptual Framework	15
1.8 Hypothesis of the study	16
1.9 Benefits of the study	16
CHAPTER 2 LITERATURE REVIEW	17
2.1 Concept about expectations	17
2.2 Concept of Needs	23
2.3 Treatment of offenders in Thai Correctional Service	31
2.4 Related Researches	55

CONTENTS (CONTINUE)

	PAGE
CHAPTER 3 METHODOLOGY	62
3.1 Population and Samples	62
3.2 Instrument of the study	62
3.3 Questionnaire developing process	62
3.4 Data collection	63
3.5 Data analysis	63
CHAPTER 4 RESULT	64
4.1 Social backgrounds of the subjects	64
4.2 The subjects' attitudes towards the rehabilitation and prisoner treatment of prison and correctional institution staff	69
4.3 Expectations and needs before being released	77
4.4 Hypothesis testing	88
CHAPTER 5 DISCUSSION	120
CHAPTER 6 CONCLUSION AND RECOMMENDATION	126
6.1 Results of the study	126
6.2 Hypothesis Verification	129
6.3 Research Suggestions	129
6.4 Recommendations for further research	131
BIBLIOGRAPHY	132
APPENDIX	135
BIOGRAPHY	146

LIST OF TABLES

TABLES	PAGE
1 Statistics showing the numbers of convicted prisoners classified by types of crimes from 1995-1999	4
2 Statistics showing the numbers of convicted prisoners who were released during 1995-1999	5
3 Statistics showing the number of convicted crime pending court appeal classified by number of times of getting imprisonment	6
4 Numbers and percentage of the subjects classified by social backgrounds of the subjects	66
5 Subjects attitudes towards rehabilitation and prisoner treatment of prison and correctional institution staff	72
6 Expectations and Needs before being released	82
7 An analysis of variance of the whole of expectations and needs Classified by social backgrounds of the subjects	91
8 The multiple classification analysis of the whole of expectations and needs classified by social backgrounds of the subjects	92
9 An analysis of variance of physical expectations and needs classified by social backgrounds of the subjects	96
10 The multiple classification analysis of physical expectations And needs classified by social background of the subjects	97
11 An analysis of variance of expectations and needs for safety in life classified by social background of the subjects	102

LIST OF TABLES (CONTINUE)

TABLES		PAGE
12	The multiple classification analysis of expectations and needs of safety in life classified by social backgrounds of the subjects	103
13	An analysis of variance of expectations and needs for love and acceptance from surrounding people classified by social backgrounds of the subjects	107
14	The multiple classification of expectations and needs for love and acceptance from surrounding people classified by social backgrounds of the subjects	108
15	An analysis of variance of expectations and needs for security in Occupation and economy classified by social backgrounds of the subjects	113
16	The multiple classification of the expectations and needs for security in occupation and economy classified by social backgrounds of the subjects	114
17	The correlation between the rehabilitation and the prisoner treatment from prisons and correctional institution staff and the prisons' expectations and needs before being released from prisons and correctional institutions	118

Chapter I

Introduction

1.1 Nature of the problems

At present, committing crime by violating the provision of law or committed other crimes in society has increased every year. This can be noticed from the latest information from the seminar on the title of “Problem of over-prisoners, critical justice that must be solved” held at the Grand Hotel on Thursday 27 January 2000. As revealed by Mr. Nuttee Jitsawang, specialist in penology from the Department of Corrections, that in the past 40 years, the number of prisoners increased continuously. Especially during 1996-1999 when economic situation of country receded, number of prisoners has been increasing from 100,000 to 200,000 or at the average of 35,000 prisoners per year. In 1999 number of prisoners increased up to 40,000 or at an average of 33,000 per month or 110 per day or 4 per hour. So, when we compare the number of prisoners in Thailand with other countries, we found that out of every 100,000 of Thai people, 333 were sentenced to imprisonment. This rate of offenders who were sentenced to imprisonment is higher than those in foreign countries. (Matichon newspaper year 23 Issue 7995 Friday 28, January 2000)

From statistical data of the Department of Corrections on convicted prisoners classified by type of crime during 1995-1999 (table 1), we can see that from 1995 number of convicted prisoners tended to increase in every type of crime, especially narcotic violations which occurred at the first rank. Many related technicians especially on administrative of justice are interested in this issue because when the

prisoners who committed narcotic violations were released from prison, they usually get interest and cause suspicion to surrounding people. Also, number of prisoners committed narcotic violations that were released from prisons each year has been increasing more than 4,000. This can be counted as the highest rate or higher than other types of crime.

From statistical data of the Department of Corrections during 1995-1999 (table 2), it was found that number of convicted prisoners who were released in 1999 occurred at high rate of 83,765 and from the result of relevant researches on recidivism it appeared that most of prisoners who were recidivists after being released were usually prisoners who previously committed narcotic violations.

From statistical data of the Department of Corrections during 1995-1999 (table 3) concerning convicted prisoners on their appeal to court, classified by number of times of being punished, it was found that the rate of some convicted prisoners who became recidivists after being released from prison has been increased continuously each year. Noticeably, the reason recidivism despite having got therapy and rehabilitation from prison may be because some of their expectations and their needs did not be met. However, it is believed that most of prisoners satisfied with freedom they got and they felt happy to return to their hometown or to see their families again. But at the same time, vision and attitude of society as well as feeling of people in community were frightened and worried about prisoners who were released from prison. These feelings as well as contemptuous manner expressed against the prisoners may obstruct their expectations and their needs; this will lead to recidivism. From the research of the well-known criminologist such as Frank Tannenbaum revealed that

negative attitude of society towards the prisoners, such as disgust, disdain, unacceptance and unforgiveness, will push the prisoners to commit more crimes without any choice.

Consequently, it is important and necessary to conduct a study on expectations and needs of prisoners who committed narcotic violations prior to being released from prisons and correctional institutions in region 1. This study will enable people who have presidia about the prisoners, to under stand more and not to be worried but have good understanding on them.

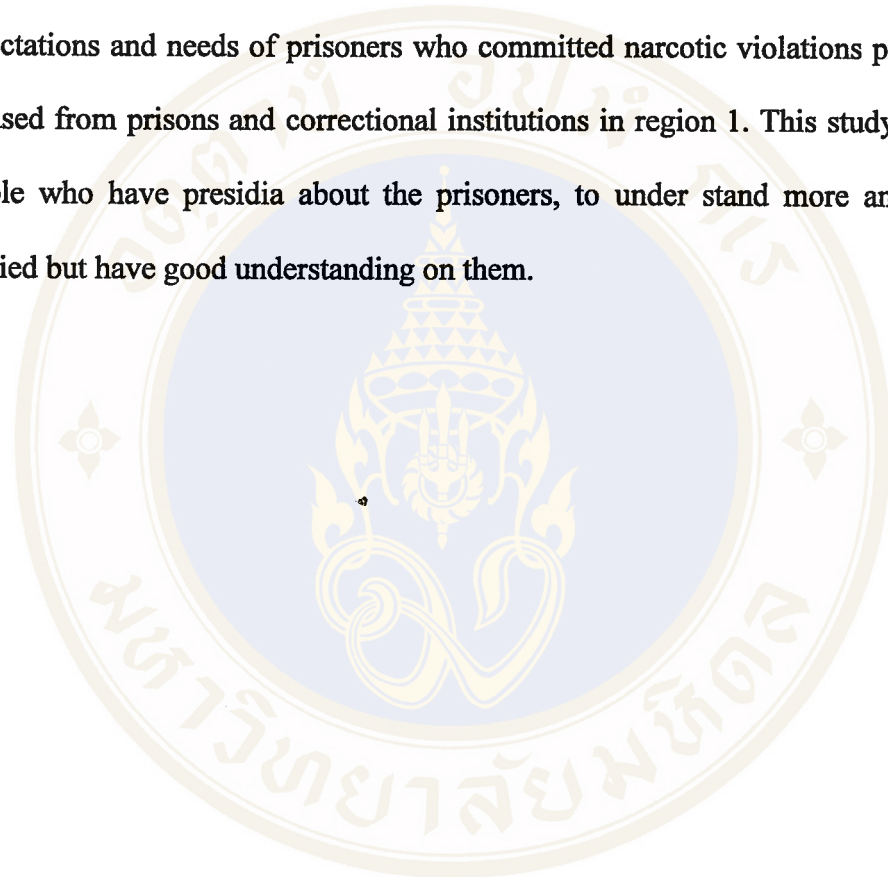


Table 1 Statistics showing the numbers of convicted prisoners classified by types of crimes from 1995-1999

Types of crimes	1999		1998		1997		1996		1995		Total
	Male	Female	Male	Female	Male	Female	Male	Female	Male	Female	
1. Crime against property	29,807	2,258	26,922	1,707	22,706	1,226	20,566	995	25,905	1,487	27,402
2. Crime against Drug Acts	51,777	15,660	35,051	10,046	24,497	6,857	20,640	4,629	22,013	4,167	26,180
3. Crime against life	8,929	308	7,943	306	7,081	287	7,144	277	7,777	318	8,095
4. Crime against	2,702	120	2,349	73	2,040	69	1,630	65	2,044	58	2,102
5. Sexual crime	5,053	77	4,519	86	3,803	83	3,402	87	3,492	103	3,595
6. Crimes against people's peace and safety	352	10	277	10	203	9	174	16	180	12	182
7. Others	7,403	802	7,158	580	6,135	324	5,379	332	5,990	364	6,354
Total	106,023	19,235	84,219	12,808	66,465	8,855	58,935	6,401	67,401	6,519	73,920

Source: Statistic Information Section Planning Division Department of Corrections

Table 2 Statistics showing the numbers of convicted prisoners who were released during 1995-1999

Year	Released without condition		Released under probation		Total
	Release by jurisdiction warrant	Nayal pardon	Reaction of punishment	Parole	
1995	32,315	-	17,487	2,114	51,916
1996	32,387	27,913	17,978	805	79,083
1997	27,119	-	18,710	1,114	46,943
1998	32,363	-	16,994	1,016	50,373
1999	36,642	23,000	23,052	1,071	83,765

Source: Statistic Information Section Planning Division Department of Corrections

Table 3 Statistics showing the number of convicted crime pending court appeal classified by number of times of getting imprisonment

Times of getting imprisonment	1999			1998			1997			1996			1995		
	Male	Female	Total	Male	Female	Total	Male	Female	Total	Male	Female	Total	Male	Female	Total
1. The first time	103,716	21,057	124,773	84,107	14,264	98,371	66,855	10,046	76,901	57,225	6,917	64,142	66,070	6,869	72,939
2. The second time *	13,080	844	13,924	10,286	633	10,919	8,101	408	8,509	7,549	364	7,913	7,389	349	8,038
3. The third time *	2,727	109	2,836	2,320	103	2,423	1,769	67	1,836	1,571	86	1,657	1,612	85	1,697
4. The fourth time *	995	32	1,027	819	44	863	672	31	703	728	31	759	821	39	860
5. The fifth time and so on *	748	21	769	650	32	682	498	29	527	456	47	503	487	32	519
Total	121,266	22,063	143,329	98,182	15,076	113,258	77,895	10,581	88,476	67,529	7,445	74,974	76,679	7,374	84,053
**Total Recidivism (2-5)	17,550	1,006	18,556	14,075	812	14,887	11,040	535	11,575	10,304	528	10,832	10,609	505	11,114

Source: Statistic Information Section Planning Division Department of Corrections

1.2 Objectives of the study

- 1.2.1 To study the expectations and needs of the prisoners who committed narcotic violations before they are released from prisons and correctional institutions in region 1.
- 1.2.2 To study some factors relating to the expectations and needs of prisoners who committed narcotic violations before they are released from prisons and correctional institutions in region 1.

1.3 Scope of the study

The study on the expectations and needs of prisoners who committed narcotic violations before they are released in year 2000 from 5 prisons and correctional institutions in region 1 including Samutprakan Central Prison, Minburi Remand Prison, Thonburi Correctional Institution for Female, Patumthani Correctional Institution of Drug Addicts and Correctional Institution of Drug Addicts for Female.

1.4 Definition of terms

“Expectation” means feeling and thought of prisoners from prisons and correctional institutions in region 1 who committed narcotic violations and being released in 2000. It is a feeling of advance expectation on something which may happen or probably happen as expected.

“Need” means difference between real condition and probable condition resulting from lacking of thing to assuage a desire or resulting from lacking of

desirable thing of prisoners who committed narcotic violations and being released from prisons and correctional institutions in region 1 in year 2000.

“Prisoner” means male or female of over 18 years old that violates the laws and is sentenced to imprisonment. This will include convicted prisoners, suspected offenders and incarcerated offenders.

“Convicted Prisoner” means person who is imprisoned after receiving the final judgement of the court which includes person who is imprisoned by legal judgement.

“Suspected Offender” means person who is imprisoned by warrant of detention.

“Incarcerated Offender” means person who is delivered to be controlled according to the Criminal Procedure Code or other laws without criminal warrant.

“Released Prisoners” means prisoners who committed narcotic violations and are imprisoned at Samutprakan Central Prison, Minburi Remand Prison, Thonburi Correctional Institution for Female, Patumthani Correction Institution of Drug Addicts and Correctional Institution of Drug Addicts for Female, which are all prisons and correctional institutions in region 1. All of these prisoners are released in 2000.

“Prison and Correctional Institution” means place to imprison criminals according to judicial order in order for physical and mental rehabilitation as well as vocational training so that prisoners will repent of wrongdoing and become good citizen of society. Prisons and Correctional Institutions under this study are Samutprakan Central Prison, Minburi Remand Prison, Thonburi Correctional Institution for Female, Patumthani Correctional Institution of Drug Addicts and Correctional Institution of Drug Addicts for Female.

“Prisons and Correctional Institutions in region 1” means 1 of 10 groups of prisons and correctional institutions around country consist of among 19 prisons and correctional institutions such as Minburi Remand Prison, Thonburi Correctional Institution for Female, Chainat Province Prison, Nonthaburi Province Prison, Patumthani Province Prison, Thanyaburi Province Prison, Patumthani Correctional Institution of Drug Addicts, Correctional Institution of Drug Addicts for Female, Phanakhonsriyutthaya Central Prison, Phanakhonsriyuttaya Province Prison, Phanakhonsriyuttaya Correctional Institution, Phanakhonsriyuttaya Correctional institution for Young Male, Lupburi Central Prison, Lupburi Province Prison, Samutprakan Central Prison, Samutprakan Remand Prison, Saraburi Province Prison, Angthong Province Prison, Singburi Province Prison

“Social Backgrounds Factor” means general information of prisoners from prisons and correctional institutions in region 1 who committed narcotic violations and is released in 2000. These factors are sex, age, education level, marital status, domicile, occupation, monthly income, times of getting arrested due to drug offence, terms of imprisonment, offence committed.

“Rehabilitation and prisoner treatment from prison and correctional institution staff” mean to assist prisoners who committed narcotic violations and were imprisoned. These factors are physical and mental therapy and rehabilitation, education and vocation training management and other activity management.

“Physical Therapy and Rehabilitation” means to give physical therapy and rehabilitation to prisoners who are addicted to drugs to be recovered from such state by medical treatment. Prisoners will also be encouraged to do activities for physical rehabilitation such as playing sport.

“Mental Therapy and Rehabilitation” means to treat and rehabilitate mental symptom of prisoners who are addicted to drugs to be recovered from such state and not to turn back to consume it again. This therapy and rehabilitation will also be given to prisoners who committed narcotic violations in order that prisoners will get good mental condition and can adapt themselves to be alive with happiness in society after being released. Activities provided for prisoners are recreation activity, entertaining activity, meditative training.

“Educational Management” means a chance given to prisoners who committed narcotic violations to get useful education. The provided curriculum will be formal and vocational education in the form of adult education, graduate level education in private universities, religious education according to curriculum of the Religious Affairs Department. All of these will be voluntary chosen by each prisoner.

“Vocational Training Management” means to give vocational knowledge and skill to prisoners by providing either kind of work for prisoners so that they may earn their living and their families by using such knowledge after they were released from prison.

“Others Activities Management” means to provide various aspects of activities which may encourage prisoners who committed narcotic violations to relieve from tension and to be able to adapt themselves to get along with the outside world after being released. These activities are activities provided on special occasions or for public benefits outside prison, training course provided for prisoners before being released

“Physical Expectations and Needs” means things that prisoners from prisons and Correctional institutions in region 1 who committed narcotic violations expected

and required to obtain after being released. These things will be the basic factors which are the most important for human being to earn their lives such as food, cloth, medicine, relaxation.

“Expectations and Needs for safety in life” means safety in life after being released which is expected and required by prisoners from prisons and Correctional institutions in region 1 who committed narcotic violations. These expectations are to earn their lives with freedom after being released, to feel safety without being threatened by anyone either enemy, friends who have ever committed crime together and police officer who still not believe in their repentance.

“Expectations and Needs for love and acceptance from surrounding people” means loved and acceptance that are expected and required by prisoners from prisons and correctional institutions in region 1 who committed narcotic violations. After being released, they expected to get love and be accepted by surrounding people such as relatives and friends who love them and believed that they will repent of wrongdoing and become good citizen of society.

“Expectations and Needs for security in occupation and economy” means security in vocation and economic bases that are expected and required by prisoners from prisons and correctional institutions in region 1 who committed narcotic violations. After being released, the prisoners expected to get secure and legitimate job with adequate amount of income to earn their lives and families.

“Commit narcotic violations” means to violate provision of laws or Drugs Act B.E.2522 by mean of producing, distributing, importing, exporting, consuming and occupying drugs.

“Produce” means to cultivate, plant, make, prepare, change, transform, use scientific synthetic and to separated pack or whole pack of drugs.

“Distribute” means to sell, deliver, give, and exchange the drugs.

“Import” means to bring or order drugs into country.

“Export” means to bring or send drugs out of country.

“Occupy” means to have drugs in possession.

“Consume Drugs” means to take drugs by either method.

“Drug Addiction” means to consume drugs continuously and become in the condition that cannot stay still without consuming drugs.

1.5 Variables of the study

1.5.1 Independent variable

- A. Social Background Factors; sex, age, education level, marital status, domicile, occupation, monthly income, times of getting arrested due to drug offence, term of imprisonment, offence committed.
- B. Rehabilitation and the prisoner treatment from the prison and the correctional institution staff.
 - Physical therapy and rehabilitation
 - Mental therapy and rehabilitation
 - Educational management
 - Vocational training management
 - Other activities management

1.5.2 Dependent Variable is the subjects expectations and needs before being released from prisons and correctional institutions on various aspects as follows:

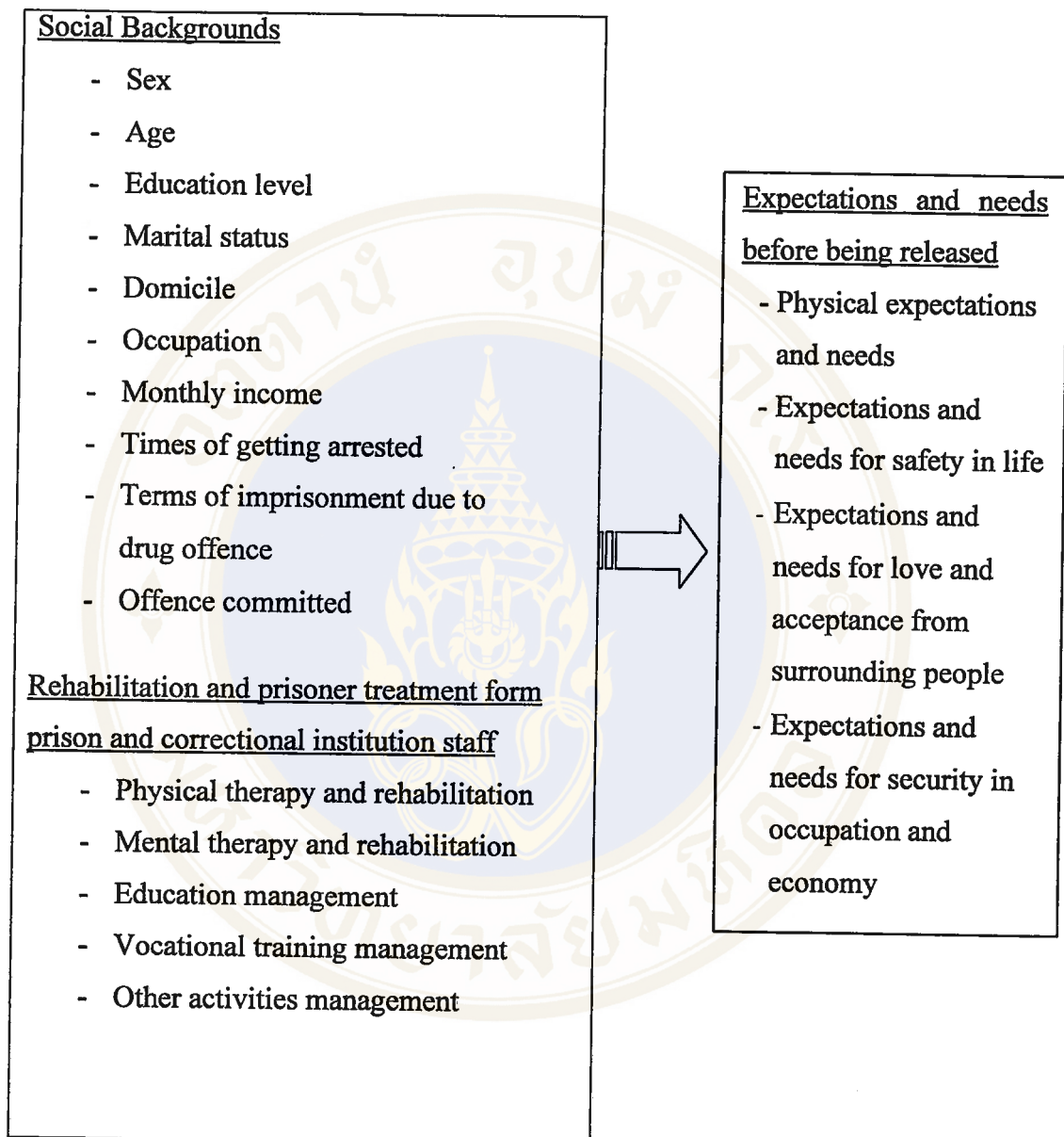
- Physical expectations and needs
- Expectations and needs for safety in life
- Expectations and needs for love and acceptance from surrounding people
- Expectations and needs for security in occupation and economy

1.6 Level of Measurement

Variables	Measurement Level
Independent Variables	
<u>Social Backgrounds</u>	
- Sex	Nominal
- Age	Nominal, Interval
- Education level	Nominal
- Marital status	Nominal
- Domicile	Nominal
- Occupation	Nominal
- Monthly income	Nominal, Interval
- Times of getting arrested due to drug offence	Nominal, Interval
- Terms of imprisonment	Nominal, Interval
- Offence committed	Nominal

Variables	Measurement Level
<u>Rehabilitation and prisoner treatment from prison and correctional institution staff</u>	(Likert Scale)
- Physical therapy and rehabilitation	Nominal, Interval
- Mental therapy and rehabilitation	Nominal, Interval
- Education management	Nominal, Interval
- Vocational training management	Nominal, Interval
- Other activities management	Nominal, Interval
Dependent variables	
<u>Expectations and needs before being released</u>	(Likert Scale)
- Physical expectations and needs	Nominal, Interval
- Expectations and needs for safety in life	Nominal, Interval
- Expectations and needs for love and acceptance from Surrounding people	Nominal, Interval
- Expectations and needs for security in occupation and Economy	Nominal, Interval

1.7 Conceptual Framework



1.8 Hypothesis of the study

In this study 2 hypothesis have been set as follow.

1. The prisoners of different social backgrounds had different expectations and needs before being released from prisons and correctional institutions.

2. The rehabilitation and prisoner treatment from prison and correctional institution staff had relationship with the prisoners' expectations and needs before being released from prisons and correctional institutions.

1.9 Benefits of the study

1. The results of this study will let us know the expectations and needs of prisoners who committed narcotic violations prior to being released from prisons and correctional institutions in region 1.

2. The results of this study will let us know implementing process of prison according to the acknowledgement of prisoners who committed narcotic violations prior to being released from prisons and correctional institutions in region 1.

3. The results of this study will be beneficial to improve the treatment of the prisoners and to make prisoners get efficient readiness prior to their release. This will prevent prisoners from committing crime repeatedly after being released.

4. The results of this study will be the benefit to both governmental and private sectors on the welfare plan for the released prisoners in accordance with their needs.

Chapter II

Literature Review

From the study on expectations and needs of prisoners who committed narcotic violations before they are released from prisons and correctional institutions in region 1 brought about the useful information for the prisons and correctional institutions so as to perform in an appropriate manner to the prisoners. This study will let us know the real expectations and needs of prisoners before being released. In the past, a large number of prisoners usually commit crime repeatedly after being released because their expectations and needs were inconsistent with attitude and feeling of people in society. This causes wide gaps between two groups of people and leads to social problem at final. Therefore, we should make clear understanding in relevant details of this study as summarized in brief as follows: -

2.1 Concept about expectations

Nadler and Lawler (1977: 57-58) stated that nature of individual such as background, experience, education, training, skill and age may be the causes of different attitude, expectation and need in person. Also, work environment such as type of leader and compensation system may affect the expectation of individual. For prisoner who committed narcotic violations and were released from prisons and correctional institutions in region 1, their expectations and needs are different according to social background and implementing method given by each prison and correctional institution. Consequently, we

should study their expectations and needs as much as possible so that the information we obtained will be beneficial in providing readiness for prisoners before returning to spend their lives in society again. Some information may be useful for improving implementing method of prison and may increase efficiency of therapy and rehabilitation given to prisoners who committed narcotic violations. However, to make this study be accomplished as planned, we should consider the meaning of expectation defined by many intellectuals from various fields as follows:

2.1.1 Meaning of expectations

Funk and Wagnalls (1963: 239) stated about expectation toward action or situation that it is a self-confident toward something which likely to have or to be as thought.

Webster's Dictionary by Collins (1975: 268) gave the meaning of expectation that it is a hope or expectation toward something that should occur by considering from suitability, necessary, appropriateness of condition or status.

Clay (1968: 252) stated about expectation toward action or situation that it is a forecast for good future or good hope continuing in steps or for possible value of something that is expected.

Sons (1988: 267) stated about the meaning of expectation that it is a strong expectation that something will occur or should occur or may occur.

Oxford's Dictionary (1989: 281) gave the meaning of expectation that it is a mental situation, feeling and thought or thought with discretion of individual who expects or forecasts that something should be or should happen.

Surang Chanaim (1981: 44) gave the meaning of expectation that it is a belief that something should or should not happen. Whether expectation will be right or not will depend on personal experience.

Swing Suwan (1986: 29) gave the meaning of expectation that it is a relation of attempt upon implementation, which depends on personal acknowledgement toward situation, not the fact.

Supol Suawong (1992: 32) stated about the expectation that it is a kind of mental situation of individual. It is a feeling and thought with judgement upon prediction or advance situation of something that should have, should be or should happen as necessary and appropriate to status or either situation.

Dusadee Uairuangstri (1998: 18) stated about expectation that it is a forecast on something or some matters in good way and satisfaction to make it happened as appropriate to its condition.

From the above concepts, the meanings of expectation can be concluded that it is a feeling and thought of each person who forecasts something that should happen or become as thought.

2.1.2 The Expectancy Theory

The Expectancy Theory is the theory on pattern of acknowledgement obtained from compiling the idea of motivation and holding on the thought of individual by evaluating situation. This theory, then, becomes the theory of decision making which explained that "the way that people will decide to do will depend on evaluation of outcome and probability that may occur upon them".

This theory obtained from research of persons in various fields either intellectual, economist, psychologist and service receiver. Starting point of this theory came from the doctrine of "The English Utilitarian and Principle of Hedonism". This doctrine will realize the benefit by assuming about volume of relation between satisfaction and dissatisfaction toward motivation that causes decision making. The important thinkers of this theory in those periods (18th and 19th Century) were Jeremy Bentam and John Stuart Mill.

During 1930-1940 Kurt Lewin and Edward Tolman had done their best on studying and developing the Expectancy Theory by analyzing the nature of doer and its possibility. They, then, took a note that "Behavior will be decided by the doer rather than one who is done". It seems that Kurt Lewin was the first psychologist of this theory who used the principle of motivation with human being, not with animal as others did. His experiment dealt with motivation of human being and personal administration. Up until now, he still put the emphasis on the need of human, which causes tension. When tension occurred, people will get rid of it or release it. This is a capability of human being in solving problem and different capability of human being will also show the being of human.

Kurt Lewin (1940) made a study on expectation of human being, which is the motivated cause of following behaviors. Eventually, he said that human always expected whatever he thought. There are 3 major advantages got from this study.

1. What do we use to support the decision making process of human in order for high efficiency.
2. Theory of Achievement
3. Theory of motivation in work operation (Victor H. Vroom had made further study on Expectancy-Valence).

The psychologist in Cognitivism believed that human being is a kind of world animal that uses intellect and thought to decide to behave in the way that can respond his need. With this belief, the Assumptions then occurred.

1. Behavior of human is specified by total of internal force and environmental force.
2. Each of human being will have different need, desire and target.
3. Individual decides to behave by choosing to follow other behaviors.

Supporting data for choosing behavior is expectation on value of outcome that will appear after acting such behavior.

From the above assumptions, the psychologists led by Vroom, Lawler and Porter had presented the Expectancy Theory in brief as follows: -

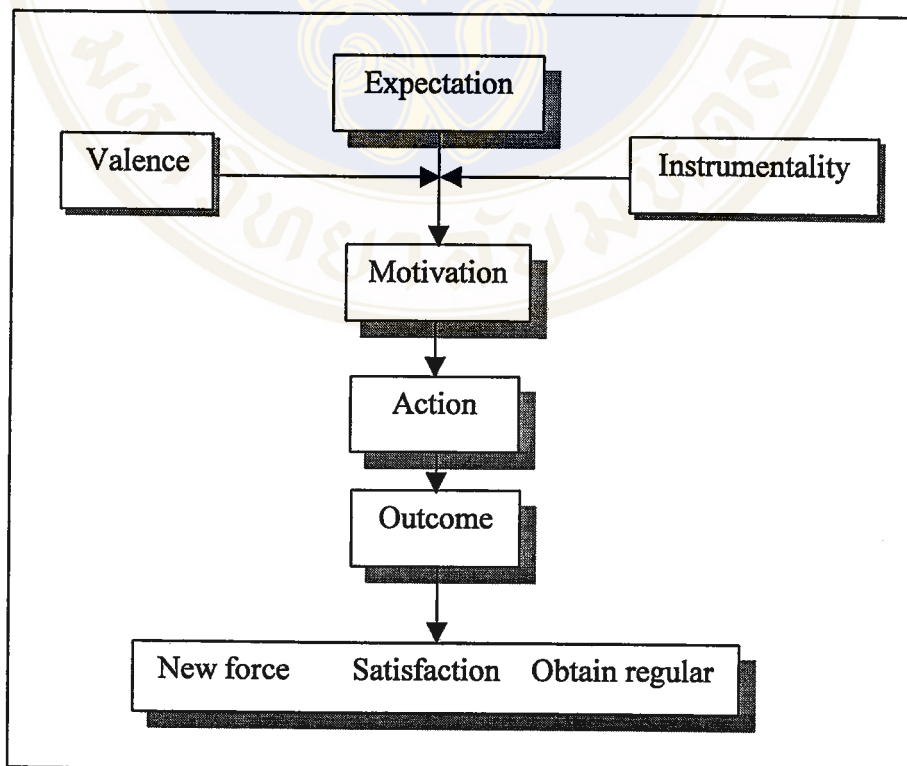
1. **Expectation (=E)** means possibility of attempt to cause any action to individual who is specified by influence of his own expectation toward the subsequent outcome.

2. **Relation between action and outcome (Instrumentality = I)** is an advance expectation of individual before acting behavior. People may think that what outcome they will get after such behavior is done.

3. **Valence (=V)** means value or satisfaction upon outcome that forces person to act such behavior. The awards of high value in society are admiration, acceptance and praise received from other people. Therefore, the equation will be as follow:

$$\text{Valence} \times \text{Expectation} \times \text{Instrumentality} = \text{Motivation}$$

The explanation to the Expectancy Model is shown in Chart 1 as follow: -



For expectation measurement, we will use questionnaire of rating scale. Then find out the total score for comparing the expectation of each questionnaire.

2.2 Concept of Needs

We always hear that people did wrong thing because of their need. We may say that the need of criminal or prisoner is similar to the need of ordinary man. Some criminologists may not agree to this statement because they can see clear difference between criminal and honest person. However, if we considered carefully on the important point of the need, we will understand how the need of human being relating to crime or offense. In this case, the author has brought the theory of Abraham H. Maslow and theory of Murray, the well-known psychologists, to be explained in details as follows:

2.2.1 Theory of Hierarchy of Needs

Maslow (1970: 76-77) discovered the theory of need with important hypothesis as follows: -

1. As long as human is still alive, the need of human will still occur eternally.
2. The need of human that has already been responded will no longer be motivation of such behavior. But the need that had an influence upon behavior is the need of unresponsiveness.
3. Nature of human need will occur from top to bottom as called "Hierarchy of Need".

Maslow had classified the need of human into 5 steps as follows: -

1. The Physiological Needs - is a basic need of human and is the most necessary thing for way of living. Human body will require some responses at some period of time and regularly. If there is no physical response from human body, life of human then is ended. Needs in this step are food, costume, medicine, rest and sexual need. Organization can respond this step of need by paying the wage to individual so that he can spend it on things he needs.

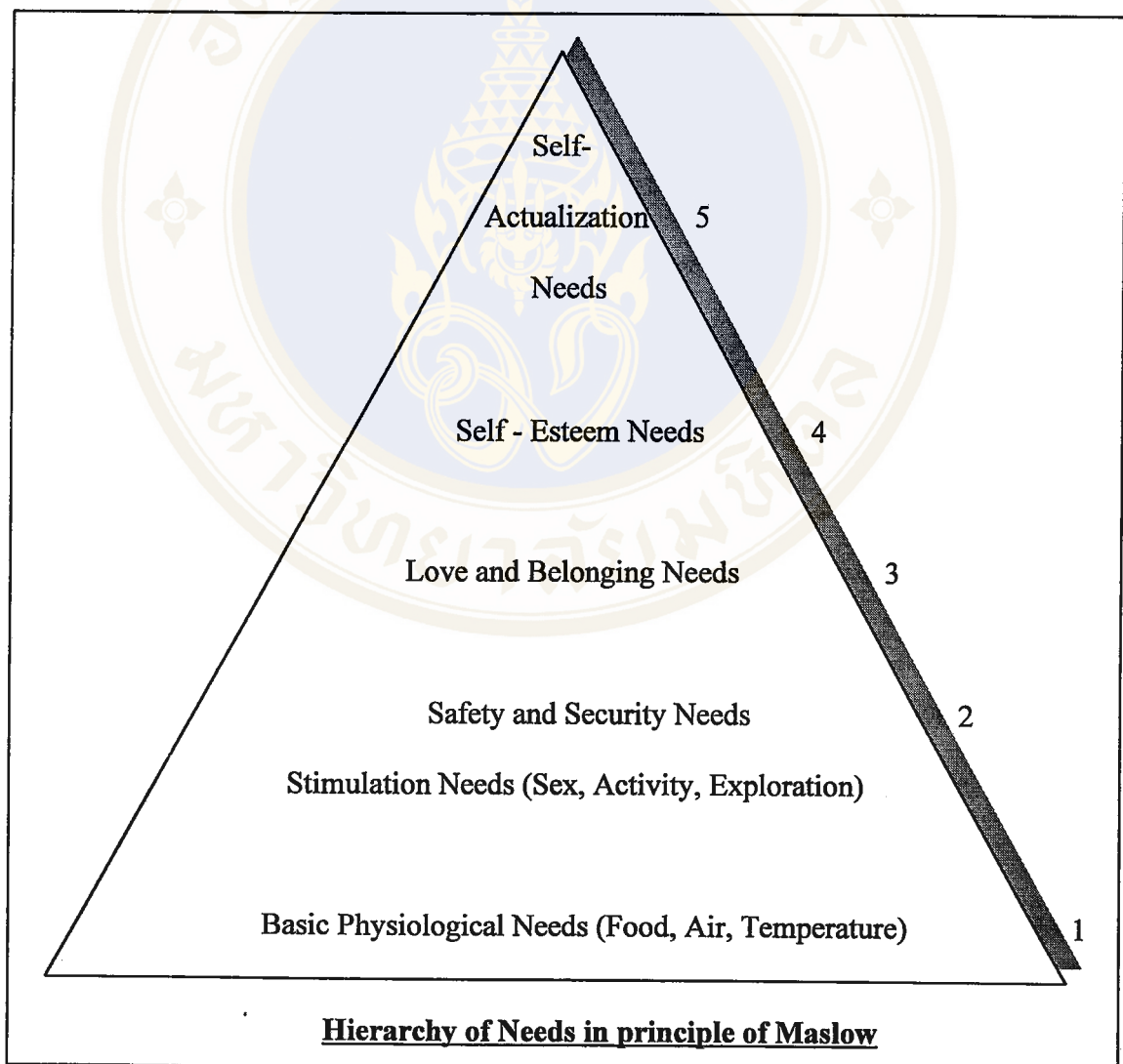
2. The Safety Needs -When body is responded, need for safety will occur in replacement. Everyone needs security at work or to be safe from any dangerous incident that may occur to his body. To respond this need, the organization must offer security such as lying off people from work must be carefully proceeded according to rules and regulations that make clear understanding and fair method to people.

3. The Belongingness and Love Needs - The need of belongingness and love is the third needs occurred in human being. This step of need will occur when need in the first and the second steps have already been satisfied. Need of this step is related to other persons and is a requirement to be loved by other persons. Whenever sense of love and belongingness occurred severely, guilty may occur as well because this type of need may be the result of sexual need. And love, which is developed later on, will become profound feeling in mind.

4. The self-esteem Needs - is the need of being prominent in society, having own freedom, being respected by other people, getting high position in organization or getting in touch with important person in order to upgrade oneself in society. This step of need

can be responded by specifying level of work level and its function to individual such as official rank or position in organization.

5. The Self-Actualization Needs - It is the highest need of human being to become a special person, which is required by most of ordinary person, but unsuccessfully. When individual can achieve this step, he/she will get special respect from people in society such as the need to become reputable person of the world or to become the Prime Minister of country. This type of need will occur differently.



2.2.2 Theory of Need in principle of Murray

Murray (1938) thought that need is a thing made by individual which causes profound feeling. Sometimes need may occur in person by internal stimulation or by social condition. In conclusion, need is a thing that is occurred by physical and mental conditions of individual. Theory of need in principle of Murray can be summarized as follows:

1. Needs of Aggression - is the need to overcome other people, to cope with obstructions by violent actions, struggling, revenge, do harmful actions to body or killing.
2. Need for Counteraction - is the need to fight against obstacles or failure by trying to create strong effort such as when one is looked down upon, he may try hard to struggle such disdain until getting an achievement.
3. Need for Abasement - is need to surrender, to accept the guilt or criticism or any punishment such as burning oneself in order to protest governmental system of country.
4. Need for Defendant - is the need to prevent oneself from being criticized or condemned by other people. This is the mental prevention of individual in the manner of trying to find supporting reasons which explain his action or protection oneself from other guilty such as the reason why student failed in the examination is due to bad instruction of teacher.
5. Need for Autonomy - is the need to be free from oppression, to struggle for independence such as children usually dress or eat by themselves without any help of their parents or other people.

6. Need for Achievement - is the need to do difficult thing successfully or to overcome all obstacles in order to get achievement. From the study, it showed those male gets higher need on achievement than female.

7. Need for Affiliation - is the need to be loved by other people, to know or have relation with other people, to have sincerity with friends and to build close relation with other people.

8. Need for Play - is the need to show off enjoyment to release tension or to tell funny or joke story to other people such as participate in sport game.

9. Need for Rejection - Individual wish to isolate them from other people, have no feeling or pay no attention to other people.

10. Need for Succorance - is the need to be interested or be sympathized by other people, want some helps and take care or give suggestions to other people.

11. Need for Nurturance - is the need to join with other people in an activity by means of giving help to those who are in danger or cannot help them.

12. Need for Exhibition - is the need to let other people know or hear the story about oneself or to have influence upon other.

13. Need for Dominance - is the need for obedience form other people to feel that he has insolence on others

14. Need for Deference - is the need to respect senior people with pleasure or to admire the superior people and ready to give help or cooperation with pleasure.

15. Need for Avoidance of Inferiority - is the need to escape from being ashamed, to avoid from being looked down upon or from any actions that cause ashamed.

16. Need for Avoidance of Harm - is the need to avoid physical harm and require safety.

17. Need for Avoidance of Blame - is the need to avoid being punished in compliance with the group or to accept order or rules of group for fear of being punished.

18. Need for Orderliness - is the need to make everything be arranged in good order or tidy.

19. Need for Inviolacy - is the need to maintain self-reputation as good as possible such as not commits crime in order to maintain reputation of family.

20. Need for Contrariness - is the need to make oneself different from other people.

All of these are the theory of needs. Each of them, either of Maslow or of Murray, will stress on explanation of behavior or actions of individual.

However, basic belief of both psychologists gets distinctive prominence. So, when we decide to apply either theory to the study on expectations and needs of prisoners who committed narcotic violations, we must consider and analyze deeply on each theory. The author considered that the theory of Hierarchy of Needs of Maslow gives clear explanation and easy to understand, not so complicated as the theory of need of Murray. Consequently, the theory of Maslow on Hierarchy of Needs will be applied to the research.

However, the author thought that each prisoner is a human as other ordinary man who still have a desire as general people. In contrary, expectations and needs of prisoners who committed narcotic violations will have the same basic need as follows:

1. Physiological Needs - such as food, residence, costume medicine and sexual need.

2. Security Need - can be divided into 2 ways

2.1 Economic Security - such as need to have secure economic, get a job, have enough money at old age, have life insurance.

2.2 Psychological Security - such as feel happy for being able to adapt oneself with future situation, have no fear of future, have religion or personal philosophy that creates feeling of safety.

3. Social Need - can be divided into 3 levels which are

3.1 Social Ability - is the need to contact or communicate with other people.

3.2 Belonging - is the need to be a part of group by making close relations with everyone in the group.

3.3 Social Position - is the need to be known of importance of oneself by other people in society, to be respected and interested by other people.

4. Self Expression Need - can be divided into 3 types

4.1 Self Assertion - is the need to plan own life and to be independent

4.2 Self-Actualization - is the need to prove self-capacity, show off own capacity to other people or to create good work and get successful life.

4.3 Growth - is the need to enhance capacity continuously, learn more to the hardest one.

After being released from prison, most of prisoner needs to get job (economic security) because it is the way of life of individual. Satisfaction of individual on work and way of life will depend on whether he can find his own role, capacity and social value he selected or not.

Nipon Kantasayvee (1982: 34) gave the reasons for getting secure work as follows

1. To earn life and get necessary things for consuming.
2. To use knowledge and capacity as well as skill obtained by birth and by study for the benefit of oneself and the group. This is the way to make use of human resource with value.
3. To create value and dignity for being a human. People who do nothing may also feel nothing about this. In contrary, they may feel pity and blame themselves and then cause problems to other people at final.

Therefore, the desire of prisoners is to earn their lives and families by money from the job they worked. This need is consistent with the concept of Roe who stated that motivation has correlation with vocation selection. People select job in order to respond their needs on various aspects. However, he agreed to the theory of Hierarchy of Needs of Maslow as mentioned.

2.3 Treatment of offenders in Thai Correctional Service

The Department of Corrections, Ministry of Interior, is responsible for the administration and enforcement of penal sentences imposed by the court or any lawful order. The implementation of these duties is carried out in accordance with the procedures and methods stipulated in the Criminal Procedure Code, the Penitentiary Act, etc the main task of the Department is to use, with maximum efficiency, the resources in order to fulfill the following functions:

1. To keep in custody unconverted or convicted prisoners, and to send them to court for trial or sentence.
2. To keep in custody, with such degree of security as is appropriate, having regard to the nature of individual prisoner, his offense, or his sentence.
3. To provide for prisoners social services, in particular making available the physical necessities of life, care for physical and mental health, advice and help with personal problems, work, education, training physical exercise and recreation, and opportunity to practice their religion

2.3.1 Organizational Structure

The Department of Corrections is deviled into divisions and bureaus as follows:

- (1) **Office of Correctional Inspection**

The office is responsible for inspecting and following up the work performance of prisons. The correctional inspectors provide recommendation and advice to prisons in order to achieve the goal and policy of the Department.

(2) Office of Internal Auditing

The office is responsible for internal auditing. It also provides recommendation and advice for prisons concerning rules, regulations and laws related to budgetary administration

(3) Office of the Secretary

The office is the central routing point for all communications and inquiries pertaining to the Department; It co-ordinates activities within the Department and with other Departments and also handles public relations activities.

(4) Finance Division

The division prepares budget for the Department; authorizes and keeps account of fund and expenditure; pays out the salaries of personnel, purchases, stores, and issues supplies for the Department.

(5) Personnel Administration Division

The division is responsible for the personnel administration and human resource management of the Department. Thus, it deals with matters concerning recruitment, examination, selection, appointment, transfer, promotion and removal of officials and employees. It also keeps personnel records, handles all complaints of misconduct and the violation of regulations.

(6) Legal Affairs Division

The division is responsible for the administration of legal affairs of the Department. It operates the control and inspections about the land for constructions of prisons. The division also handles the procedures concerning royal pardon.

(7) Planning Division

The division is responsible for laying down policies and plans for the administration of prisons and correctional institutions. It cooperates with other divisions for projects of the Department, compiles statistics on prisoners, and operates the follow up of correctional activities.

(8) Medical Services Division

The division provides medical and sanitary services for all penal institutions, maintains routine medical and dental services, provides medical examinations for personnel and completes physical examinations for new inmates, conducts daily sick – list; and hospitalizes all serious medical and surgical cases. It considers and grants permission for the special treatment of serious cases outside the prisons.

(9) Correctional Staff Training Institute

The institute is responsible for operating the training course, orientation and the seminars for correctional staff and correctional volunteers. Training plans, curricula development as well as academic documents on corrections are implemented by the institute.

(10) Bureau of Community Corrections

The bureau provides various activities to the pre-release prisoners. It studies inmates individually before releasing them conditionally on parole or good-conduct allowance. Apart from supervision, it also provide rehabilitative and welfare for parolees. The recruitment and cooperation with correctional volunteers are the responsibility of the bureau.

(11) Bureau of penology

The bureau is responsible for the technical affairs of the Department. It conducts foreign affairs, which include information exchange, international conference, and transfer of prisoners and activities of foreign inmates. It supervises correctional administration, studies criminal and penological system, and conducts researches on criminological ground. It also operates the prisoner's classification system and prisoner grading procedure. The bureau also supervises all architectural works, construction, and maintenance of prisons.

(12) Bureau of Rehabilitation

The bureau is responsible for providing rehabilitation programs and welfare services to all prisoners. The correctional programs are aimed at changing the prisoners' social unacceptable behavior and developing good attitudes. Thus, the bureau supervises over activities relating to moral, cultural, and general education, provides welfare services for prisoners both during the term of imprisonment and after care services to ex-prisoners.

The bureau is also responsible for developing and supervising vocational training of inmates which aims at developing and improving the convicts' manual skill as well as utilizing their labor.

2.3.2 Types of punishment and prison

1. Type of punishment

According to the Thai Criminal Code, there are five categories of penalties, which are death, imprisonment, confinement, fine and forfeiture of property imposed to those offenders accordingly.

Death Penalty is the most severe penalty. Method of execution is shooting. However, in practice, any death-sentenced offender has the right to submit a petition to His Majesty the King for royal pardon. If the royal pardon is granted, death sentence shall be commuted to life imprisonment.

Imprisonment is a form of penalty imposed by the court to detain offender according to the time determined in the warrant of imprisonment.

Confinement is a form of penalty imposed by the court to those offenders who fail to pay the fine. Term of confinement will be determined by the court based on the amount of fine but not more than years.

Fine is a penalty imposed to petty offenses?

Forfeiture of Property is a form of penalty imposed to certain categories of offenders.

2. Type of Penal Institutions

Prisons

There are 4 types of prison established to suit all categories of inmates.

- **Remand Prison** is responsible for the detention of remands awaiting investigation or awaiting trial.

- **Central Prison** is responsible for custody and treatment of convict offenders whose terms of sentence are over five years. Besides, of these central prisons have separate wings for special classes of prisoner, such as females, reconvicted prisoners and those awaiting death execution

- **Provincial Prison** is responsible for detaining and rehabilitating prisoners whose term of sentence is under 10 years. This type of prison is also used for detaining remand prisoners by providing a special wing.

- **District Prison** which mostly located in some major districts, is responsible for detaining and rehabilitating prisoners whose term of sentence is under 5 years.

Correctional Institutions

Apart from prisons, there are also correctional institutions established to be the places for special types of inmate such as:

- **Women Correctional Institution** is responsible for female offender. However, there are also a number of small units attached to prison to detain female offenders during their trial period.

- **Correctional Institution for Young Offender** is responsible for rehabilitation of offenders whose ages are between 18 - 25 years and the first time offender with 1 – 10 years imprisonment term.

- **Correctional Institution for Drug Addict** is responsible for the treatment of drug addicted offenders. There are also rehabilitative activities through vocational training, education, moral and resocializing programs provided.

- **House of Relegation** is responsible for the treatment of offenders sentenced to term of relegation, which is one of the preventive measures provided by the Criminal Code. The house is responsible for relegation and rehabilitation of person who has been found by the court to be habitual offender and also to be relegated person. The house provides corrective measures through vocational training, educational and moral programs.

- **Open Correctional Institution** is a lease security institution designed for inmates who are about to be released for the purpose of reintegration to society. The work and the type of living conditions in these institutions are organized so as to resemble more closely to normal life in the community.

Nowadays, there are 119 prisons and correctional institutions under the supervision of the Department of Corrections.

2.3.3 Programs for treatment of offenders

1. Classification

The first element of a classification program is a reception program. New inmates will be segregated for purposes of medical tests and for orientation. Traditionally, other inmates initiated inmates into the correctional system. Under modern reception programs, professional staffs theoretically, conduct orientation. The inmate may be taken on a tour of the facilities of the institution where he or she will be confined. The rules and regulations of the institution will be carefully explained. Personnel have been trained to work with the individual on personal problems, such as the loss of family and friends.

In this system, it is important to build a case summary of the diagnostic studies. This contains a legal history of the case, a history of previous criminal record, if any, a social history, physical conditions, and the initial reaction of the individual to any treatment programs. The behavior of the individual at the reception center will also be noted in the case summary. The final case contains all correspondence about the inmate, a photograph, fingerprints, reports of probation officers and others, progress reports, and legal documents. Report of classification officer will be presented to the classification committee chaired by the superintendent of the prison. The committee may have to decide.

- (1) whether to transfer the inmate to another institution,
- (2) how much custody will be required,
- (3) work assignments,
- (4) academic program,
- (5) counseling,
- (6) Recreational programs.

Depending on range of institution available, the next step in classification process is the assignment to newly received prisoners the appropriate category. A person undergoing a long sentence, for example, particularly if he has been convicted of an offence involving violence and has a previous record of escape attempts, will be assigned to the most maximum security prison as the slightly less dangerous level a prisoner will be assigned to a medium security institution which generally administers in a more relaxing manner.

Classification is an ongoing process. The classification assigned to prisoner may be upgraded or degraded according to the particular circumstances of the case. For example, a prisoner who walks away from open institution or prison camp is likely to be reclassified to maximum-security institution. Conversely, prisoners in the maximum security who are nearing the end of his sentence of those who show their ability of work performance or study may be transferred to less security prison with more relax atmosphere.

2. Education

The main policy of the Department of Corrections is to provide inmates any forms of education according to their individual differences. The education services and carried out under close supervision of the prison authority. The Department of Corrections assigns that every prison and correctional institution shall provide at least one adult education school for inmates.

Adult Education curricula are employed under control of the Non-Formal Education Department, Ministry of Education. The inmates who attend classes provided by the prison authority are eligible to take equivalent certificate issued by the Ministry of Education or the authority concerned.

2.1 Curricula for inmates

Four educational programs are classified to serve the inmates needs and interests:

a) Religion

Institutional Religious Programs are regularly provided for the inmates on an entire voluntary basis. Those who apply for Buddhism study are eligible for the religious tests of 3 levels. Certificates are awarded for successful students.

b) General Education

General Education programs and provided for inmates on 4 basis levels:

- First Level: this level serves the illiterates. The program will take six months to complete early primary school.
- Second Level: this level serves the inmates who are able to read and write Thai language. It will take approximately six months to finish middle primary school.
- Third Level: the inmates who have completed Level 2 will be able to study at this level. One year and a half are needed to get through this level. The learners must accumulate at least 30 credits to earn a certificate of primary school.

- Fourth Level: this level is provided for the inmates who have already completed Level 3. A period of one year and six months and the accumulation of 50 credits are needed for them to succeed.

c) Higher Education

The Department of Corrections also has a policy to support the inmates who are interested in further education by providing them chances for higher education by corresponding courses with Open University.

d) Vocational Education

The purpose of Vocational Education in the prison is to provide skill and knowledge, which will be of value to inmates after their release. Vocational Education is offered both in class and workshop. There are various types of vocational programs which include Agriculture, Carpentry, Barbering, Welding, Automobile Repairing, Dress Making, Tailoring, Radio Repairing, Carpet Making, Compositor, Wood and Bamboo Craft, Mat making, Masonry, etc.

The teachers who work with the inmates can be classified into two main groups:

- The prison officials who hold teaching certificate and the officers who are working in the workshops will be assigned to teach at the Adult School in prison. In addition, assistant teachers are selected from inmates who hold teaching certificate and shown them of good behavior to help in some teaching duties.

- Visiting teachers, some experts and specialists from various institutions, such as local vocational schools, Department of Industrial Promotion, etc. are invited to teach the inmates.

3. A Typical Day of Prisoner

3.1 Visit

3.1.1 Regular Visit

Prisoners shall be allowed regular visits from their families, Friends and representatives of organization.

Prisoners with foreign nationality shall be allowed to use reasonable facilities to be visited or communicated with diplomatic and consular representatives of the country to which they belong.

The Visit shall conducted in the presence of a prison staff.

3.1.2 Contact Visit

Twice a year, the Department of Corrections holds the “Family Day” for all qualified inmates in every prison all over the country. During the ten-day period of this event, inmates’ relatives or consular representatives are accessible for contact visit inside the prison.

Besides, the Department of Corrections holds contact visit for Christmas festival during December 20 – January 5 every year. In this occasion, qualified foreign prisoners are accessible for contact visit inside the prison from their relatives or their consular representatives.

3.2 Access to Lawyer

Access to lawyer is one of a major requirement of unconnected prisoners. In order to facilitate this matter, all prisons and correctional institutions will furnish a special place for lawyer visit. Moreover, in case of foreign prisoners, consul or consular officers and urged to visit prisoners in order to help them to seek for legal adviser and interpreter.

3.3 Mail

Prisoners shall be allowed to communicate with outside world. However, the prison staff will censor both incoming and outgoing mail. Furthermore, the amount of mails shall be subject to Department's regulations.

3.4 Food

Practically, every prisoner shall be provided 3 meals a day with food of nutritional value for health and strength, wholesome quality and well prepared.

Drinking water shall be available to every prisoner whenever he needs it.

3.5 Book

All categories of prisoners shall have access to library adequately stocked with both recreational and instructional books, and prisoners shall be encouraged to make full use of it.

4. Work

According to the laws, every convicted inmate is required to engage in useful work in all prisons and correctional institutions while unconvicted prisoner is required to work that are available in the prison cover almost 25 areas of trade. The aims in providing work program are to instill in the inmates of good working habit, to provide

basic skill in trade which will assist them in earning a living after release, and to make the best possible economic use of prison labor.

In accordance with the ministerial regulations, work provided to prisoner shall be taken into account the following factors.

1. The term of punishment.
2. The physical strength of the prisoner.
3. Intelligence intellect.
4. Disposition and skills or knowledge expertise.
5. Results from economic standpoint.
6. Result from the standpoint of training and instruction.
7. Conditions of prison.

Having used of their labour in the work programs, the inmates receive 50 % of net profit.

Moreover, public work outside the prison is also available to inmate of good conduct. Having used their labor participating in the public work program, The inmates receive 80 % of net profit and also one day off sentence reduction for a day of hard work for public as incentive.

5. Religious Activity

Institutional religion programs are regularly provided for the inmate on an entire voluntary basis. The objectives of this program are to develop character and value for the inmate; to develop inmate's understanding of the meaning and value of religion; and to

develop acceptance by the inmate of basic religion beliefs so as to induce maturity, responsibility and moral strength. Arrangements are also made to enable prisoners of non-Buddhism religions to practice the religion programs of their own faiths.

6. Health Service

Due to lack of full-time physicians in most of institutions, medical and dental services are provided for inmates by the mobile medical and dental unit's team from the central office who visits the institutions regularly on a rotation basis. Facilities for minor treatment are available institutions. Serious medical or psychiatric cases, requiring emergency treatment or intensive care are referred to either outside hospitals or the Department Central Hospital in Bangkok.

7. Recreation

Recreation and entertainment facilities, both indoor and outdoor, are available to the inmate in all institutions. These include reading libraries, televisions, film shows, musical activities and various types of sport and game. Participation in recreational programs is voluntary. Recreational activities in institutions serve several purposes. They help prisoners keep fit and provide physical and emotional relaxation. They also give prisoners experience in inter-personal and group relations, self-confidence, and better ways to use their leisure time after release.

8. Aftercare

The purpose of aftercare program is to provide substantial assistance to immediate released during the critical readjustment period. Halfway house has been

established in order to provide a place to live, meal, help in finding a job, and counseling services. Furthermore, by sharing this environment with others in his same situation, the offender no longer feels that his problem is totally unique and is in an environment which understands the special difficulties and frustration of his status. It is expected that, by a combination of his own initiative and relevant help from the other residents and staff, the resident will soon be able to emerge from the problem and be confident to make a successful post-release adjustment.

It is obvious that halfway house is a part of social services provided for post release prisoners. Mainly, staff of this house are social workers who play their exclusive role in individual and group counseling, restoring of self-confidence and providing services to post-release prisoners.

2.3.4 Release of prisoners

1. Release without Condition

1.1 Termination of Sentence Term

Since Thailand has used the definite sentence system, therefore, prisoners have to serve their term of sentence until the time fixed in the sentence is completed.

1.2 Royal Pardon

Prisoner may be released prior to the end of his sentence by receiving the Royal Pardon. In Thailand, there are two types of Royal Pardon; one is individual pardon which individual convicted prisoner may submit a petition to

Ministry of Interior begging for the King's pardon; and the other is the collective pardon under which all convicted prisoners are granted pardon on a special or important national events. For collective pardon, convicted may be unconditionally released or may entitle a certain amount of sentence reduction.

2. Release with Condition

2.1 Good-Conduct Allowance System

Good-conduct allowance is a measurement to encourage prisoners to behave well by giving privileges to good conduct prisoner. In this criteria, prisoners will be classified into 6 classes, excellent, very good, good, moderate, bad and very bad class. The new admitted prisoner shall be posted in the moderate class. Every 6 month the committee will review on all information concerning their behavior and make discretion on individual prisoner. Those who show good conduct record and good performance in individual prisoner. Those who show good conduct record and good performance in working or studying are qualified to be upgraded into the upper class. In the contrary, working or studying are qualified to be upgraded into the upper class. In the contrary, those who break discipline will be downgraded to bad or very bad class. According to the Penitentiary Act, prisoner will get benefit by receiving good conduct allowance of 3 days for good class, 4 days for very good class and 5 days for excellent class in each month. These good conduct allowance days are accumulated. When the accumulated allowance is equal to the remaining sentence, the prisoner will be eligible for conditional release.

The committee which consists of the representative from various Department such as Police Department, Public Prosecutor Department, Public Welfare Department etc. will take discretion on individual application. The qualified prisoner will be released under conditions set by the committee and subject to be supervised until the terminal date of this sentence.

2.2 Public Work Allowance

Under the Penitentiary Act 1936 (4th amendment 1980), the Department of Corrections was authorized to employ prison labour for public work projects outside prison. Since public work scheme has been introduced initially in 1980, it has been progressing significantly.

The aim of this scheme is to provide an employment opportunity for prisoners and to utilize prison labour for public and community interest. Under this scheme, prisoners who are eligible to work outside the prison and pass the screening process will be assigned to work in various types of public work projects such as drain pipe cleaning, beach cleaning and canal dredging. Apart from remuneration, prisoner shall have one day sentence remission from his one day working outside.

The days of sentence remission from this system can be counted together with the allowance from the good-conduct allowance system.

2.3 Parole

Parole is a release mechanism given to an inmate who shows good conduct record, progress in habilitation, and has served minimum period of his sentence specified in the law. He may be released prior to his full sentence.

According to the law. The minimum requirement of time served in the prison varies upon classes of prisoner for example.

- Excellent class is required to serve at least 2/3 of the full sentence
- Very good class is required to serve at least 3/4 of the full sentence
- Good class is required to serve at least 4/5 of the full sentence

Each prison has its one parole board. Practically, it consists of senior staff and chaired by the superintendent of prison. Parole will be granted to qualified prisoners who are approved by the committee and endorsed by the Director General.

Supervision of Conditional Released Prisoner

Prisoners who are released by Good Conduct Allowance, Public Work Allowance, and Parole are subject to be supervised under the conditions set by the committees which vary upon the individual conditions. Those who fail to comply the conditions will be taken back to the prison.

It is the parole officer's duty to supervise and provide counsel to parolee. The officer's basic function is to assist the parolees in making important transitions from convicted prisoners back to free citizen.

During the conditional release period, the prisoner must have a guarantor who promises to house and monitor him. In case of foreign prisoner, it is necessary that he remain in Thailand until the termination of his term of sentence. The guarantor has an obligation to send him back to the authority on the release date so that the deportation will be processed afterwards.

2.3.5 Discipline and grievance mechanism

1. Discipline in Prison

In order to maintain safe custody, order and to promote good conduct, discipline is one of the main measures in prison administration. Prison disciplines in Thailand state in both positive approach and negative approach.

Positive approach aims to promote good conduct and rehabilitation. As a consequence, a convicted prisoner who shows good conduct, diligence, progress in education and work satisfactory would receive one or more of the following benefits:

1) To be afforded with facilities in prison as may be fixed in the rules issued by the Director-General. For example:

- To be afforded to be visited by family more often than usual, or

- To be afforded to bring his own musical instrument into the prison.
- 2) Promotion in classes and benefit of good conduct allowance.
- 3) To be selected to be a trustee to assist the prison officials.
- 4) To be afforded to applying for taking furlough not exceeding 4 days at a time, excluding the time to be spent in traveling when he has an important personal business. For example, to participate funeral ceremony of the parents, to participate wedding ceremony of sons or daughters etc.
- 5) To be eligible for parole when the time served in the prison meets the requirement.
- 6) To be eligible to be selected to participate public work system which benefits him a day off sentence reduction for a day work in the public.
- 7) To be eligible to have contact visit during Family Day session.

In contrast, the negative approach of discipline aims to be maintained in the interest of safe custody and well-ordered community life in prison. According to the Penitentiary Act, one or more of the following punishments may be applied to those who break of discipline.

- Admonition
- Deferring promotion of classes for a certain period of time.
- Degrading of class
- Degrading of permission to be visited or communicated not exceeding three months.

- Reduction or suspension of the whole or part of benefit or record such as good time allowance.
- Solitary confinement not exceeding three months.

2. Grievance Mechanism

If an inmate is dissatisfied with life in the prison, he can make a request or complaint which can be done either by writing or orally. Upon receipt of the complaint, the prison authority will make an official note and forward to the superintendent or the officer in charge. Every inmate shall be allowed to make a request or complaint without censorship.

After a request or complaint has been received, the superintendent shall inquire the fact and seek for the proper measurement to deal with him. Every request or complaint shall be promptly dealt with and replied by the authority without undue delay.

2.3.6 Life in prison

When a person has committed crime in any country, he has to serve the penalty of that respective country. In Thailand, there are foreigners who have committed offenses against Thai law and are serving their penalties in various prisons and institutions. These foreign inmates are incarcerated together with Thai inmates and are treated equally. Life in prison is evidently difference from the outside one. It may be particularly tough in the non-motherland country where the cultures, ways of life and language are different.

Foreign inmates may inevitably feel difficult, but it is essential that one accepts the situation and adapts him to the circumstances.

Recognizing that foreign inmates may have difficulties with their lives in prisons, the Department of Corrections tries to ease their problems by various means. Contacts are regularly made among the Department and every embassy situated in Thailand as well as other agencies that provide assistance to foreign inmates. These are some basic routine points that foreign inmates are to understand while they are in prisons.

1. **Sleeping Cell** Unlike in some other Countries. Most sleeping cells in Thai prisons are big rooms where inmates sleep together on the blackest provided by the prisons. Apart from overall security, each prison shall have to take care of the cleanliness, air-circulation, insect and mosquito protection, and sufficient light of the sleeping cell.

2. **Clothing** Clothes are provided to inmates while they are in prisons, but the inmates are allowed to use their personal clothes if they wish to. In some circumstances such as upon the transportation to court, or prisoners doing public work outside the prison, it is obliged that they wear prison's clothes.

3. **Food** In one day, a prison shall have to provide 3 meals for every prisoner. Some exceptional meals are prepared for the inmates who have diet restriction such as Muslim. It is important that prisoners be provided with enough food with suitable quality. Inmates who are not satisfied with prison's food may be allowed to get their own meals either by receiving from their relatives or by purchasing at prison's food may be allowed to get their own meals either by receiving from their relatives or by purchasing at prison's

canteen. In some prisons, feasible conditions are done so that the inmates can get the food that they wish under the budget given by the government.

4. **Work** Generally, Prisoners will have to work under the control and supervision of prison officers. Works imprison, simple or complicated ones, are assigned to inmates upon their skill and interests. The purpose of working scheme is to build up concentration and discipline. Some foreign prisoners bringing the wage as an excuse, refuse to participate in prison work. This has become one of the obstacles to keep inmates in custody and to rehabilitate them.

5. **Education** As earlier mentioned in previous chapter, there are various education programs in prisons. Formal education is compulsory to the ill-treated while other programs are voluntary all prisoners, both Thais and foreigners are allowed to participate the education programs if they wish to. In prisons where there are a lot of.

6. **Medical Service** In every prison, there is a during section equipped with essential facilities for medical treatment. Some prisons have got the in-patient ward. Sick inmates are definitely separated. Patients who need long term treatment are transferred from prisons all over the country to the Central Correctional Hospital situated in Bangkok. While doctors from the hospital visit sick inmates on the rotation basis, prisons have cooperation with the governmental hospitals in every province to make sure that sick inmates receive sufficient and proper treatment. From time to time, doctors from other agencies are also invited to do medical treatment to the inmates inside the prisons.

2.4 Related Researches

Pannee Treerattanaprayoon (1994) had made a study on self-concept and expectation toward families of young male offenders prior to their release from prison with an objective to study self-concept of young male offenders when they nearly be released and to study their expectations toward their families including problems and obstacles affecting their ways of living in society after being released.

The study is made from document and field study by using questionnaire to ask young male offenders of age not over 25 years old who committed crime at first time in other cases, not drug case. The number of 208 offenders were convicted and superintended at Bangkok Institution for Young Male Offenders with period of imprisonment not exceeding 1 year. The study can be made from everyone of the target group at 100%.

From the study on self-concept of target group, we found that most of self-concepts in 6 aspects came out in positive ways which were in the aspects of social, self-criticism, moral, family, satisfaction and physical.

From the study on expectations of offenders toward families, we found that during imprisonment, the offenders still have contact with their parents and have not been abandoned. Most of them expected that after being released, their families will still assist them on residence, work, income and other supports that can encourage them to become good citizen.

For the study on correlation between self-concept and other variables, we found that self-concept will get better according to the increasing of age. Correlation between

self-concept and determination of punishment came out in negative way. It means that if determination of punishment is less, self-concept will be higher. Correlation between self-concept and the rest period of punishment came out in positive way which means that if the rest period of punishment is less, self-concept will be higher. Correlation between self-concept and expectation toward families came out in positive way which means that whenever parents of offenders still paid a visit or contact with offenders, self-concept will be higher.

Problems and obstacles which expected to occur after offenders were released are fund for doing job and acceptance of society. For the study on expectation and planning after being released of offenders, it was found that there were 2 offenders who expected and planned to do legitimate job and live with families while others expected to commit crime again in order to revenge and to rob the gold shop.

Charnkanit K. Suriyamane and the ethers (1987) had proposed the research on “Problems and Need of prisoners who were released in year 1987” with the objective to study problems and needs of prisoners before and after being released from prisons as well as to study other factors affecting problems and needs of prisoners. All information were collected from 644 prisoners who were released from prisons in Bangkok area and in 19 provinces.

The results of study showed that need of prisoners prior to their release divided into 2 levels. The moderate level will be the need to obtain medical check up in hospital and the need to get the dividend from prison. The low level will be the needs to contact

with relatives, to receive consultation from social workers on mental problem and adaptability to society, to organize seminar or training course on the way of living in outside world or on the way to adapt oneself to society after being released, to be trained in either vocational course, to be assisted by prison in finding job, to have cloth, vehicle, necessary things and fund for occupation.

The need of prisoners after being released has 3 levels. The need at high level are the needs to have secure job, have medical check up in hospital, get well acceptance and understanding from relatives, police officers and administrative officials. The need at moderate level is the need to have residence. The need at low level are the needs to have own land for earning their lives, to continue education either formal education or vocational education, to get fund for supporting work, to get residence and to know about residing in a penal settlement.

From the study on factors affecting problems and needs of prisoners before and after being released, it was found that location of prison (hometown), duration of imprisonment and vocation after being released had affected problems and needs of prisoners both before and after being released in some way with statistic significance at 0.05 and 0.01 respectively.

Krisana Issaraseri (1987) had proposed the thesis on “Method of rendering support to child and youth after being released : special case study at the Central Observation and Protection Center” with the objective to study the provision of services, problems and obstacles toward child and youth after being released. The study will let us know the trend of needs of child and youth who asked for services after being released.

This study is a surveying study which used questionnaire as a tool to collect data from 109 children and youth who were released after being trained from the Central Observation and Protection Center during 1 July – December 1987. The other part of data were collected by interviewing 9 social workers who worked on social work which was given to children and youth after they were released.

The results of study showed that social work given to children and youth after being released from the Central Observation and Protection Center were provided in many aspects such as finance, education, occupation. But when we studied on problems and obstacles of services, we found that existing services were not enough for the need of children and youth due to lack of budget, personnel and officer. Children and youth were also lacking of well understanding on duty and support they obtained after being released. It was found that most services required by children and youth was the support on occupation because their families were poor and they did not obtain education as scheduled. By this reason, they had less chance to get job. Therefore, this problem should be prevented and solved. The method of prevention is to control the mass media which may cause danger to the mind of children, make use of public resources or try to force society to jointly prevent and solve this problem. For problem solving, the social worker should take a role to link cooperation between government agencies and private sectors as well as well to make understanding between parents and children who are the significant part of country.

Tassanee Prompaijit (1984) has made a study on “Vocational need of prisoners in South frontier prisons after being released”. The objective of this study is to gather

vocational need of prisoners after being released from prisons in provinces of Pattanee, Yala, Naratiwat and the Central Prison of Songkhla. The other objectives was to study whether training courses provided in prison for prisoners can be consistent with the need of prisoners or not and whether they can apply such knowledge to their work or not. Questionnaire is used to collect data from the prisoners at 4 prisons, 100 prisoners/each, totaling 400 prisoners.

The results of study showed that most of prisoners got little knowledge and did labor work rather than used their skill and craftsmanship at work. Engineering was the vocation they preferred to choose for being trained. However, after being released, the prisoners still required to work on their former occupation which were agriculture and trading although they have already been trained on engineering. For those who ever been employee chose to be trained on engineering and wanted to work on engineering after being released from prisons. When we studied on relations between education level and chosen vocation of prisoners after being released, we found that prisoners were uneducated or got education only at primary school level. Most of them required to work on agriculture after being released. In addition, prisoners who were single, widow and divorced required to work on engineering after being released. For those who got income between 500-2,000 Baht required to work on agriculture.

Benjawat Sivaborworn (1984) had stated that the way to assist prisoners after being released to be adaptable to their families, society as well as to get legitimate job can be counted as an efficient prevention of crime which needs to be implemented continuously along with new rehabilitation method of penology, that is to say, to perform

toward the offenders with humanity in order to solve and rehabilitate them to become good human being after being released. But due to different environment of society and accustomed implementation to rules and regulations of prison in long term as well as attitude of society outside prison caused problem to prisoners to adapt themselves to society after being released. So if this important issue cannot be solved, the prisoners may turn to commit crime again. From the study we found that there is no direct responsible unit to render assistance to prisoners after they were released from prisons. It was only coordination made among the Department of Corrections, the Ministry of Labour and Social Welfare and the Department of Public Welfare. In order to assist the prisoners efficiently, introduction should be made at government along with clear and accurate policy set up as well as assign direct responsible unit to look after this matter. At the same time, we should make coordination and encourage organizations and private units to alert and accept to give cooperation to government for prevention of lives and properties of everyone.

Sujarit Jubjai (1980) had proposed the thesis on “Trend in giving service on social work to prisoners : analysed from case study of prisoners at SuratThani Prison” with the objectives to seek the service trend and the way to give accurate assistance to prisoners in order to make full benefit to the prisoners. This field research is to verify the need in giving assistance to 130 prisoners or 20% of prisoners at SuratThani Prison and to prison officials of 17 persons or 25% in order to learn about concepts and suggestions in giving assistance to prisoners.

The results can be concluded that most of prisoners have ever heard and known about social work but never recognized. They required this work to be organized in prison in order to give assistance to them after they were released such as give suggestions, consultations or be a refuge for those who have problems while staying in prison or give assistance after being released such as provide job, residence, fund for work. Both prison officials and prisoners agreed to the idea in setting this service in prison. The result of study also showed that service on social work is only the principle of the Department of Corrections, not yet disseminated to the provincial prisons. But both prison officials and prisoners agreed that if welfare of prison and the method of assistance given to prisoners are revised by using professional social workers performing their roles at every prison, rehabilitation of prisoners will be effective according to the purpose of the Department of Corrections.

Chapter III

Methodology

3.1 Population and Samples

The population of this study is the prisoners who committed narcotic violations and they are released in year 2000, serving their jail term in 5 prisons and correction institutions in region 1 , including Samutprakan Central Prison, Minburi Remand Prison, Thonburi Correctional Institution for Females, Patumthani Correctional Institution of Drug Addicts and Correctional Institution of Drug Addicts for Female.

The samples were selected by simple random sampling which take 60 prisoners from each prison. The total subject were 300.

3.2 Instrument of the study

The instrument of the study is the questionnaires as the following details:

1. Questions about the social backgrounds of the subjects.
2. Questions about attitudes of the subjects towards the rehabilitation and prisoner treatment from prison and correctional institution staff
3. Questions about expectations and needs of the subjects before being released.

3.3 Questionnaire developing process

To construct questionnaires, the researcher worked on the following steps:

1. Reviewed the literature relates to the study from texts, Journals, documentary and researchers both in Thai and foreign publications.
2. Studied the research methodology in social science, together with the questionnaire designing technique.
3. Constructed questionnaires that cover all aspects of the study.
4. Get the constructed and corrected questionnaires checked for content validity by experts.
5. Had all the questionnaires tried out for further application with the whole samples.

3.4 Data collection

Distributed 300 questionnaires to the subjects in 5 prisons and correctional institutions then collected all the questionnaires for further analysis.

3.5 Data analysis

After the questionnaires were collected, the complete ones were used in data coding according to coding instruction. The data were transferred to the personal computer and further statistical method was done. The statistical analysis was used in the program of Statistical Package for the Social Sciences /Personal Computer for Windows.

3.6 Statistics used

1. The Percentage, Mean, and Standard Deviation.
2. The Analysis of Variances
3. Multiple Classification Analysis
4. Correlation

Chapter IV

Results

After collected, the data were analysed and presented in form of tables, which covered the following items.

- 4.1 Social backgrounds of the subjects
- 4.2 The subjects' attitudes towards the rehabilitation and the prisoner treatment of prison and correctional institution staff
- 4.3 Subjects' expectations and needs before being released
- 4.4 Hypothesis testing

4.1 Social backgrounds of the subjects (table 4)

- 4.1.1 Of all the subjects, 53.3% were male and 46.7% were female.
- 4.1.2 The subjects who were under 25 years of age were at 40.0%, 26-30 years of age were at 27.3%, 31-35 years of age were at 16.0% and above 36 years of age were at 16.7%.
- 4.1.3 Of all the subjects, 4.3% were uneducated, 47.0% finished primary school, 40% finished secondary school or equivalent, 3.3% held diploma or equivalent and 5.3% obtained bachelor degree.
- 4.1.4 Of all the subjects, 50.7% were single, 31.7% were married and 17.7% were widowed/divorced.
- 4.1.5 The subjects who domiciled in the central region were at 86.7%, the northern region were at 4.0%, the southern region were at 1.0%, the northeastern region were at 5.0% and the eastern region were at 3.3%.

4.1.6 Of all the subjects, before imprisonment, 13.3% were jobless, 20.7% were traders, 6.3% were company employees, 0.3% were government or state enterprise officials, 55.0% were unskilled workers and 4.3% were other .

4.1.7 The subject, whose monthly income before imprisonment was less than 3,000 baht, were at 38.7%, 3,001-5,000 baht were at 31.7%, 5,001-7,001 baht were at 17.3% and 7,001 baht up were at 12.3%.

4.1.8 The subjects arrested for committing narcotic violation for once were at 45.7%, for twice were at 35.3% and for 3 times up were at 19.0%.

4.1.9 Of all the subjects, 20.0% were imprisoned at Samutprakan Central Prison, 20.0% were imprisoned at Minburi Remand Prison, 20.0% were imprisoned at Thonburi Correctional Institution for Female, 20.0% were imprisoned at Patumtani Correctional Institution for Drug Addicts and 20.0% were imprisoned at Correctional Institution for Drug Addicts for Female.

4.1.10 The subjects whose terms of imprisonment was less than a year were at 45.0%, 2-3 years were at 20.7% and 3 years up were at 34.3%.

4.1.11 The subjects whose offence committed was taking drugs were at 8.0%, trafficking drugs were at 32.7%, possessing drugs were at 58.7% and other offence (possessing for selling) were at 0.7%.

4.1.12 Of all the subjects, 65.0% were addicted and 35.0% were not

Table 4 Numbers and percentage of the subjects classified by social backgrounds of the subjects

Social backgrounds	Numbers (300)	Percentages (100)
Sex		
Male	160	53.3
Female	140	46.7
Age		
Under 25 years old	120	40.0
26-30 years old	82	27.3
31-35 years old	48	16.0
Over 36 years old	50	16.7
Highest education		
Uneducated	13	4.3
Primary school	141	47.0
Secondary school or equivalent	120	40.0
Diploma or equivalent	10	3.3
Bachelor degree	16	5.3
Marital Status		
Single	152	50.7
Married	95	31.7
Widowed /Divorced	53	17.7
Hometown before being imprisoned		
Central region	260	86.7
Northern region	12	4.0

Table 4 Numbers and percentage of the subjects classified by social backgrounds of the subjects (Continue)

Social backgrounds	Numbers (300)	Percentages (100)
Southern region	3	1.0
Northeastern region	15	5.0
Eastern region	10	3.3
Occupation before imprisonment		
Jobless	40	13.0
Trader	62	20.7
Company's employee	19	6.3
Government /State enterprise official	1	0.3
Unskilled workers	165	55.0
Others	13	4.3
Monthly income before imprisonment		
Less than 3,000 baht	116	38.7
3,001-5,000 baht	95	31.7
5,001-7,000 baht	52	17.3
7,001 baht up	37	12.3
Times of serving in jail		
Once	137	45.7
Twice	106	35.3
Three times up	57	19.0

Table 4 Numbers and percentage of the subjects classified by social backgrounds of the subjects (Continue)

Social backgrounds	Numbers (300)	Percentages (100)
Prison on institution of imprisonment		
Smutprakan Central Prison	60	20.0
Minburi Remand Prison	60	20.0
Thonburi Correctional Institution	60	20.0
For Female		
Patumtani Correction Institution	60	20.0
For Drug Addicts.		
Correction Institution for Drug Addicts for Female	60	20.0
Term of imprisonment		
Less than a year	135	45.0
2-3 years	62	20.7
3 years up	103	34.3
Offence committed		
Taking drugs	24	8.0
Trafficking drugs	98	32.0
Possessing drugs	176	58.7
Others (Possessing for sale)	2	0.7
Do you get addicted to drug during this imprisonment		
Yes	195	65.0
No	105	35.0

4.2 The subjects' attitudes towards the rehabilitation and prisoner treatment of prison and correctional institution staff (Table 5)

4.2.1 Physical therapy and rehabilitation

4.2.1.1 The subjects who felt that they were treated to be recovered from drug addiction were at 52.3%, while 46.7% felt uncertain and 1.0% disagreed.

4.2.1.2 The subjects who felt that they were physically rehabilitated to be stronger than who addicted were at 56.7%, while 42.7% felt uncertain and 0.7% disagreed.

4.2.1.3 The subjects who felt that they got regular treatment whenever they became sick were at 70.7%, while 19.7% felt uncertain and 9.7% disagree.

4.2.1.4 The subjects who felt that they got good health care and became as fit as they did before imprisonment were at 71.7%, while 20.7% felt uncertain and 7.7% disagreed.

4.2.2 Mental therapy and rehabilitation

4.2.2.1 The subjects who felt that they got mental rehabilitation and will not return to drug again were at 43.0%, while 55.0% felt uncertain and 2.0% disagreed.

4.2.2.2 The subjects who felt that they could consult regularly with psychiatrist or psychologist whenever they felt stressed were at 38.0%, while 35.7% felt uncertain and 26.3% disagreed.

4.2.2.3 The subjects who felt that they had meditation training regularly were at 70.7%, while 21.7% felt uncertain and 7.7% disagreed.

4.2.2.4 The subjects who felt that meditation could ease their stressful condition were at 74.3%, while 21.3% felt uncertain and 4.3% disagreed.

4.2.2.5 The subjects who felt that recreation and other entertaining activities help them free from stressful condition were at 92%, while 5.7% felt uncertain and 2.3% disagreed.

4.2.3 Educational management

4.2.3.1 Of all the subjects, 34.0% felt that they were encouraged and supported for formal education as they needed and in accordance with their qualifications, while 56.3% felt uncertain and 9.7% disagreed.

4.2.3.2 Of all the subjects, 81.0% felt that they were encouraged and supported for vocational education as they needed and in accordance with their qualification, while 14.7% felt uncertain and 4.3% disagreed.

4.2.3.3 Of all the subjects, 67.3% felt that they were encouraged and supported to study Dharma as they needed and in accordance with their qualification, while 26.7% felt uncertain and 6.0% disagreed.

4.2.3.4 Of all the subjects, 17.0% felt that they were supported to study for bachelor degree in open universities as they needed and in accordance with their qualification, while 73.7% felt uncertain and 9.7% disagreed.

4.2.3.5 Of all the subjects, 94.0% felt that if they were supported on education, their knowledge and capacity would be improved, while 5.0% felt uncertain and 1.0% disagreed.

4.2.4 Vocational training management

4.2.4.1 The subjects who felt that they obtained vocational training that can be applied to work after being released from prison were at 82.7%, while 14.7% felt uncertain and 2.7% disagreed

4.2.4.2 The subjects who felt that they vocational training they obtained would create enough income to support themselves and their family after being released from prison were at 66.7% while 26.7% felt uncertain and 6.7% disagreed.

4.2.4.3 The subjects who felt that vocational training by prison or institution personnel could be given to overall prisoners were at 63.3%, while 26.7% felt uncertain and 10.0% disagreed.

4.2.4.4 The subjects who felt that equipment for vocational training was adequate and appropriate were at 42.0%, while 43.7% felt uncertain and 14.3% disagree.

4.2.5 Other activities management

4.2.5.1 The subjects who felt that they were suitably encouraged to do recreations such as sports, music or television etc were at 72.7%, while 20.0% felt uncertain and 7.3% disagreed.

4.2.5.2 The subjects who felt that “Relative Meeting Day” project could release their stress and strengthen their morale while being imprisoned were at 94.3%, while 4.3% felt uncertain and 1.3% disagree.

Table 5 Subjects attitudes towards rehabilitation and prisoner treatment of prison and correctional institution staff

Item	Numbers (300)	Percentages (100)	\bar{X}	S.D.
<u>Physical therapy and rehabilitation</u>				
1. Got treated to be recover from drug addiction			3.65	0.73
Strongly agree	3	1.0		
Uncertain	140	46.7		
Agree	157	52.3		
2. Got physically rehabilitated to be stronger than when addicted			3.77	0.78
Strongly agree	2	0.7		
Uncertain	128	42.7		
Agree	170	56.7		
3. Got regular treatment whenever be come sick			3.79	0.87
Strongly agree	29	9.7		
Uncertain	59	19.7		
Agree	212	70.6		
4. Got good health care as well as you did before imprisonment			3.82	0.84
Strongly agree	23	7.7		
Uncertain	62	20.7		
Agree	215	71.7		
$\bar{X} = 3.76$	S.D. = 0.75			

Table 5 Subjects attitudes towards rehabilitation and prisoners treatment of prison and correctional institution staff (Continue)

Item	Numbers (300)	Percentages (100)	\bar{X}	S.D.
<u>Mental therapy and rehabilitation</u>				
1. Got mental rehabilitation not to return to drug again			3.56	0.77
Strongly agree	6	2.0		
Uncertain	165	55.0		
Agree	129	43.0		
2. Consulted regularly with psychiatrist or psychologist whenever felt stressed			3.15	1.03
Strongly agree	79	26.4		
Uncertain	107	35.7		
Agree	114	38.0		
3. Had regular meditation training			3.73	0.80
Strongly agree	23	7.6		
Uncertain	65	21.7		
Agree	212	70.6		
4. Meditation can ease stressful condition			3.93	0.80
Strongly agree	13	4.3		
Uncertain	64	21.3		
Agree	223	74.3		
5. Recreation and other entertaining activities help subjects free from stressful condition			4.28	0.75

Table 5 Subjects attitudes towards rehabilitation and prisoners treatment of prison and correctional institution staff (Continue)

Item	Numbers (300)	Percentages (100)	\bar{X}	S.D.
Strongly agree	7	2.4		
Uncertain	17	5.7		
Agree	276	92.0		
$\bar{X} = 3.73$		$S.D. = 0.51$		
<u>Education management</u>				
1. Got encouraged and supported for formal As needs, and in accordance with individual's			3.3	0.87
Strongly agree	29	9.7		
Uncertain	169	56.3		
Agree	102	34.0		
2. Got encouraged and supported for vocational education as needed and in accordance with			3.98	0.80
Strongly agree	13	4.3		
Uncertain	44	14.7		
Agree	243	81.0		
3. Got encouraged and supported to study Dharma as and in accordance with individual's qualification			3.72	0.77
Strongly agree	18	6.0		
Uncertain	80	26.7		
Agree	202	67.3		
4. Got encouraged and supported to study for Degree in open universities as needed and in With individual's qualification			3.06	0.70

Table 5 Subjects attitudes towards rehabilitation and prisoners treatment of prison and correctional institution staff (Continue)

Item	Numbers (300)	Percentages (100)	\bar{X}	S.D.
Strongly agree	29	9.6		
Uncertain	220	73.3		
Agree	51	17.0		
5. If encouraged and supported, the subjects Able to improve their knowledge and			4.34	0.64
Strongly agree	3	1.0		
Uncertain	15	5.0		
Agree	282	94.0		
$\bar{X} = 3.68$				S.D. = 0.50
<u>Vocational training management</u>				
1. Obtained vocational training course that can be Applied to work after being released from prison			4.17	0.77
Strongly agree	8	2.7		
Uncertain	44	14.7		
Agree	248	82.7		
2. Vocational training course the subjects obtained will create enough income to support themselves and their family after being released from prison			3.87	0.95
Strongly agree	20	6.7		
Uncertain	80	26.7		
Agree	200	66.7		

Table 5 Subjects attitudes towards rehabilitation and prisoners treatment of prison and correctional institution staff (Continue)

Item	Numbers (300)	Percentages (100)	\bar{X}	S.D.
3. Vocational training coursed by prison or institution personnel can be given to overall prisoners			3.67	0.87
Strongly agree	30	10.0		
Uncertain	80	26.7		
Agree	190	63.3		
4. Equipment for vocational training courses were Adequate and appropriate			3.32	0.85
Strongly agree	43	14.3		
Uncertain	131	43.7		
Agree	126	42.0		
$\bar{X} = 3.76$				S.D. = 0.69
<u>Other activities management</u>				
1. Were suitably encouraged to do recreations such as sports music or television etc.			3.79	0.84
Strongly agree	22	7.3		
Uncertain	60	20.0		
Agree	218	72.7		

Table 5 Subjects attitudes towards rehabilitation and prisoners treatment of prison and correctional institution staff (Continue)

Item	Numbers (300)	Percentages (100)	\bar{X}	S.D.
2. "Relative Meeting Day" project can release the subjects' stress and strengthen their morale while being imprisoned			4.58	0.95
Strongly agree	4	1.4		
Uncertain	13	4.3		
Agree	283	94.4		
$\bar{X} = 4.19$				S.D. = 0.61

\bar{X} of all rehabilitation's = 3.78, Standard Deviation = 0.39

4.3 Expectations and needs before being released (Table 6)

4.3.1 Physical expectations and needs

4.3.1.1 Of all the subjects, 2.3% had little expectation on enough food to eat after being released from prison, while 54.0% had average expectation and 43.7% had much expectation on this.

4.3.1.2 Of all the subjects, 4.7% had little expectation on permanent residence after being released from prison, while 13.3% had average expectation and 82.0% had much expectation on this.

4.3.1.3 Of all the subjects, 8.7% had little expectation on the support from their family first after being released from prison and still get on job, while 29.0% had average expectation and 62.3% had much expectation on this.

4.3.1.4 Of all the subjects, 16.7% had little need on having some money for food and other necessities first after being released from prison, while 27% had average need and 56.3% had much need on this.

4.3.1.5 Of all the subjects, 15.0% had little need on free medical treatment in state hospitals first after being released, while 28.7% had average need and 56.3% had much need on this.

4.3.1.6 Of all the subjects, 15.3% had little need on the support from the government agencies or private sectors first after being released from prison, while 22.0% had average need and 62.7% had much need on this.

4.3.2 Expectations and needs for safety in life

4.3.2.1 The subject who had little expectation that their family members would be good citizens, do right jobs and not violate laws were at 0.7%, the subjects who had average expectation were at 4.0% and had much expectation on this were at 95.3%.

4.3.2.2 The subjects who had little expectation on not being disturbed by enemies, the outlaw and narcotic rings were at 11.0%, the subjects who had average expectation were at 18.7% and had much expectation on this were at 70.3%

4.3.2.3 The subjects who had little expectation on not being disturbed by police officers who might not believe that they had already become good citizens were at 15.3%, the subjects who had average expectation were at 21.7% and had much expectation on this were at 63.0%.

4.3.2.4 The subjects who had little need on peaceful life after being released from prison were at 0.7%, the subject who had average need were at 4.0% and had much need on this were at 95.3%.

4.3.2.5 The subjects who had little need on security in life after being released from prison were at 0.7%, the subjects who had average need were at 6.3% and had much need on this were at 93.0%.

4.3.2.6 The subjects who had little need on safety of themselves and their family after being released from prison were 1.0%, the subjects who had average need were at 2.0% and had much need on this were at 97.0%

4.3.3 Expectations and needs for love and acceptance from surrounding people

4.3.3.1 It was found that 4.0% of the subjects had little expectation on being welcome by their family members, while, 7.3% had average expectation and 88.7% had much expectation.

4.3.3.2 It was found that 11.3% of the subjects had little expectation on not being detested by neighbors, while 33.3% had average expectation and 55.3% had much expectation.

4.3.3.3 It was found that 13.3% of the subjects had little expectation on getting contacted from friends as usual after being released from prison, while 34.7% had average expectation and 52.0% had much expectation.

4.3.3.4 It was found that 1.0% of the subjects had little need on being believed and trusted by close people, while 97% had average need and 89.3% had much need.

4.3.3.5 It was found that 1.3% of the subjects had little need on being trusted by others for being a good citizen after being released from prison, while 14.0% had average need and 84.7% had much need.

4.3.3.6 It was found that 4.3% of the subjects had little need on being respected by relatives, while 28.3% had average need and 67.3% had much need.

4.3.3.7 It was found that 1.3% of the subjects had little need on the forgiveness for their faults from their families and surrounding people, while 4.3% had average need and 94.3% had much need.

4.3.4 Expectations and needs for security in occupation and economy

4.3.4.1 The subjects who had little expectation on getting a right job of good income after being released from prison were at 3.3%, the subjects who had average and much expectation on this were at 16.3% and 80.3% respectively.

4.3.4.2 The subjects who had little expectation on being accepted by employee with out any care of their previous record were at 24.7%, the subjects who had average and much expectation on this were at 26.0% and 49.3% respectively.

4.3.4.3 The subjects who had little expectation on being able to support themselves and their families by the right money after being released from prison were at 6.0%, the subjects who had average and much expectation on this were at 25.7% and 68.3% respectively.

4.3.4.4 The subjects who had little need on the support form related government agencies or private sectors to find them a job after being released from prison were at 14.7%, the subjects who had average and much need on this were at 23.7% and 61.7% respectively.

4.3.4.5 The subjects who had little need on getting a right job according to their skill were at 2.3%, the subjects who had average and much need on this were at 7.7% and 90% respectively.

4.3.4.6 The subjects who had little need on being accepted in their workmanship by companies' owners and then being employed without care of your previous record were at 6.3%, the subjects who had average and much need on this were at 19.0% and 74.7% respectively.

4.3.4.7 The subjects who had little need on being able to earn enough money to support themselves and their family were at 0.7%, the subjects who had average and much need on this were at 12.7% and 86.7% respectively.

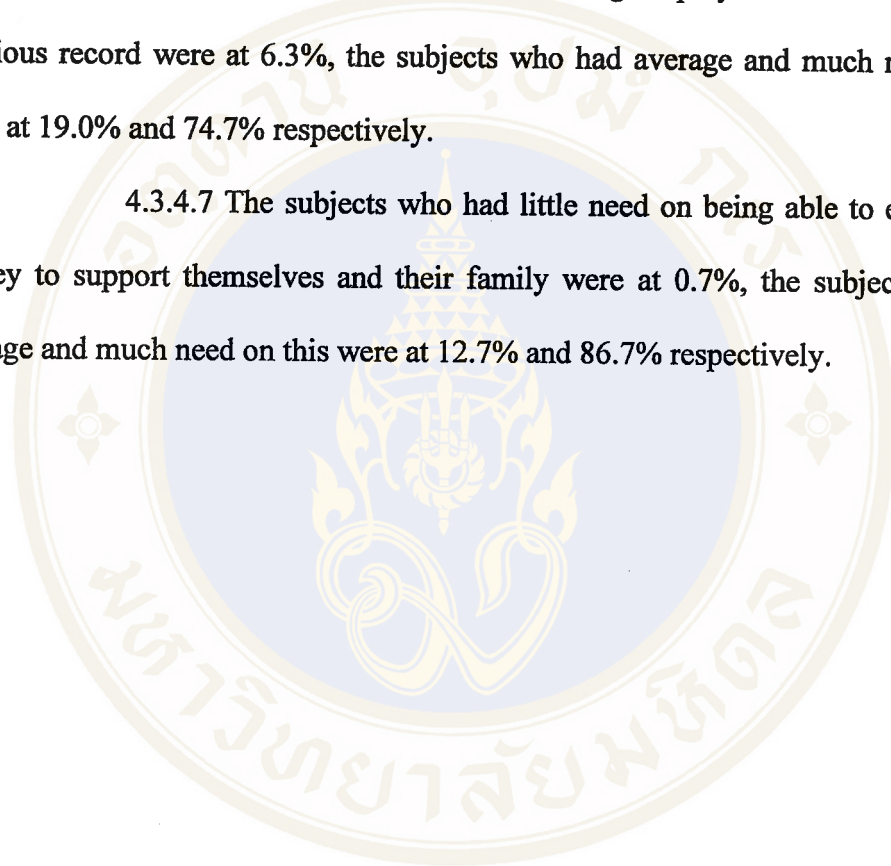


Table 6 Expectations and Needs before being released

Item	Numbers (300)	Percentages (100)	\bar{X}	S.D.
<u>Physical expectations and needs</u>				
1. Expected to have enough food to eat			3.61	0.83
Little	7	2.3		
Average	162	54.0		
Much	131	43.7		
2. Expected to have permanent residence and not to have to wonder around			4.35	0.95
Little	14	4.7		
Average	40	13.3		
Much	246	82.0		
3. Expected to be supported by family members first after being released and still have no job			3.86	1.09
Little	26	8.7		
Average	87	29.0		
Much	187	62.3		
4. Needed some money to spend on food and other necessities first after being released and still have no job			3.61	1.21
Little	50	16.7		
Average	81	27.3		
Much	169	56.3		

Table 6 Expectations and Needs before being released (Continue)

Item	Numbers (300)	Percentages (100)	\bar{X}	S.D.
5. Needed free medical treatment in state hospital first after being released and still have no job			3.72	1.24
Little	45	15.0		
Average	86	28.7		
Much	169	56.3		
6. Needed some assistance from government agencies or private sectors first after being released and still have no job			3.81	1.24
Little	46	15.4		
Average	66	22.0		
Much	188	62.7		
$\bar{X} = 3.83$ S.D. = 0.56				
<u>Expectations and needs for safety in life</u>				
1. Expected the family members to be good right people do Job and not to violate laws			4.75	0.57
Little	2	0.6		
Average	12	4.0		
Much	286	95.3		
			3.99	1.20

Table 6 Expectations and Needs before being released (Continue)

Item	Numbers (300)	Percentages (100)	\bar{X}	S.D.
2. Expected not to be disturbed by enemies, the outlaw			3.99	0.57
Narcotic rings				
Little	33	11.0		
Average	56	18.7		
Much	211	70.3		
3. Expected not to be disturbed by police officers			3.87	1.32
Not believe that the subjects already become good				
Little	46	15.4		
Average	65	21.7		
Much	189	63.0		
4. Needed an peaceful life			4.74	0.56
Little	2	0.7		
Average	12	4.0		
Much	286	95.3		
5. Needed stability in life			4.65	0.63
Little	2	0.7		
Average	19	6.3		
Much	279	93.0		
6. Needed safety for the subjects themselves			4.75	0.57
their and Family				
Little	3	1.0		
Average	6	2.0		
Much	291	97.0		

Table 6 Expectations and Needs before being released (Continue)

Item	Numbers (300)	Percentages (100)	\bar{X}	S.D.
$\bar{X} = 4.46$ S.D. = 0.50				
<u>Expectations and needs for love and acceptance from surrounding</u>				
1. Expected to be welcome by family			4.50	0.85
Little	12	4.0		
Average	22	7.3		
Much	266	88.7		
2. Expected not to be detested by neighbours			3.71	1.14
Little	34	11.3		
Average	100	33.3		
Much	166	55.3		
3. Expected to be contacted by friends as			3.63	1.13
Little	40	13.4		
Average	140	34.7		
Much	156	52.0		
4. Needed belief and trust from close people			4.49	0.72
Little	3	1.0		
Average	29	9.7		
Much	268	89.3		
5. Needed trust for being good from others			4.43	0.79
Little	4	1.3		
Average	42	14.0		
Much	254	84.7		
6. Needed respect from relatives			3.99	0.97
Little	13	4.3		
Average	85	28.3		
Much	202	67.3		

Table 6 Expectations and Needs before being released (Continue)

Item	Numbers (300)	Percentages (100)	\bar{X}	S.D.
7. Needed forgiveness from family and surrounding			4.64	0.66
Little	4	104		
Average	13	4.3		
Much	283	94.3		
$\bar{X}=4.20$ S.D. =.53				
<u>Expectations and needs for security in occupation and economy</u>				
1. Expected to get a right job of good income			4.27	0.90
Little	10	3.3		
Average	49	16.3		
Much	141	80.3		
2. Expected to be accepted by employee to return to work without care of previous record			3.43	1.31
Little	74	24.7		
Average	78	26.0		
Much	148	49.4		
3. The subjects expected to support themselves and their families by right money			4.02	0.99
Little	18	6.0		
Average	77	25.7		
Much	205	67.7		

Table 6 Expectations and Needs before being released (Continue)

Item	Numbers (300)	Percentages (100)	\bar{X}	S.D.
4. Needed assistance from related government agencies and private sectors in job seeking			3.76	1.2
Little	44	14.6		
Average	71	23.7		
Much	185	61.6		
5. The subjects needed a right job which is in accordance with their ability			4.46	0.78
Little	7	2.3		
Average	23	7.7		
Much	170	90.0		
6. Needed to be accepted and trusted in workmanship and to be employed without care of previous record			4.10	0.99
Little	19	6.3		
Average	57	19.0		
Much	224	74.7		
7. The subjects needed to earn enough money to support themselves and their family			4.48	0.75
Little	2	.6		
Average	38	12.7		
Much	160	86.7		
$\bar{X} = 4.08$ S.D. = 0.61				

\bar{X} off the whole of expectations and needs = 4.14, Standard Deviation = 0.41

4.4 Hypothesis testing

In this study, 2 hypotheses were set out as follows:

Hypothesis 1: The prisoners of different social backgrounds had different expectations and needs before being released from prisons and correctional institutions

Hypothesis 2: The rehabilitation and prisoner treatment from prison and correctional institution staff had relationship with the prisoners' expectations and needs before being released from prisons and correctional institutions.

4.4.1 Hypothesis 1: The prisoners of different social backgrounds had different expectations and needs before being released from prisons and correctional institutions.

In the hypothesis testing, statistics used were an analysis of variance and a multiple classification analysis. The variables are divided into 2 groups as follows:

- A. Independent variables are social backgrounds including sex, age, education, marital status, domicile, occupation, monthly income, times of getting arrested due to drug offence, term of imprisonment and offence committed.
- B. Dependent variables such as expectations and needs before being released including the following expectations and needs:
 - 1) Overall expectations and needs
 - 2) Physical expectations and needs
 - 3) Expectations and needs for safety in life
 - 4) Expectations and needs for love and acceptance from surrounding people

5) Expectations and needs for security in occupation and economy

In the hypothesis testing, 5 sub-hypotheses were made out as follows:

4.4.1.1 Hypothesis 1.1: The prisoners of different social backgrounds had different overall expectations and needs before being released.

The statistics used at the testing were an analysis of variance and a multiple classification analysis. The variables are divided into 2 groups.

A. Dependent variables are social backgrounds including sex, age, education, marital status, domicile, occupation, monthly income, times of getting arrested due to drug offence, term of imprisonment and offence committed.

B. Dependent variables are overall expectations and needs before being released.

From the analysis of variance and the multiple classification analysis (table 7 and 8) it was concluded that.

The prisoners of different occupation had significant difference in overall expectations and needs at the level of 0.00. The prisoners who were jobless had the most expectation and needs at 4.6 above average (Grand Mean = 107.650). The prisoners who were unskilled workers had less expectations and needs at 3.43 above average and the prisoners who were company employees had expectations and needs at 1.26 above average. The prisoners who were traders had the least overall expectations and needs at -2.51 under average. It was also found that occupation variable had a relationship of 28% with overall expectations and needs (Beta = 0.28)

The prisoners whose term of imprisonment was different had significant difference in overall expectations and needs at the level of 0.01. The prisoners whose term of imprisonment was more than 3 years had the most expectations and needs at 2.12 above average (Grand Mean = 107.650). The prisoners whose term of imprisonment was 2-3 years had less expectations and needs at -0.58 under average and the prisoners whose term of imprisonment was less than a year had the least expectations and needs at -1.35 under average. It was also found that term of imprisonment variables had 1.5% relationship to overall expectations and needs (Beta = 0.15)

The prisoners of different offence committed had significant different in overall expectations and needs at 0.04. The prisoners whose offence committed was taking drugs had the most expectations and needs at 38.6 above average (Grand Mean = 107.650). The prisoners whose offence committed was possessing drugs had less expectations and needs at 0.94 above average. The prisoners whose offence committed was trafficking drug had expectations and needs at -0.57 under average, the prisoners whose offence committed was possessing and trafficking had the least expectations and needs at -8.98 under average. It was also found that offence committed variable had a relationship of 15% with expectations and needs (Beta = 0.15).

All the independent variable together had a relationship of 39% to dependent variable (Multiple R = 0.398) and had a prediction power on the dependent variables of 15% (Multiple R Squared = 0.159) hypothesis 1.1 accepted.

**Table 7 An analysis of valiance of the whole of expectations and needs
classified by social backgrounds of the subjects**

Source of variation	Sum of Squares	DF	Mean Squares	F	Signif of F
Main Effects	5304.660	24	221.028	2.159	.002
Sex	167.251	1	167.251	1.633	.202
Age	93.982	3	31.327	.306	.821
Education	148.962	2	74.346	.726	.485
Marital status	116.507	2	58.245	.569	.567
Domicile	544.793	3	181.598	1.773	.152
Occupation	2018.418	3	672.806	6.570	.000*
Times of getting arrest	15.836	2	7.918	.077	.926
Monthly income	32.256	3	10.752	.105	.957
Term of imprisonment	893.304	2	446.652	4.362	0.10*
Offence committed	822.608	3	274.203	2.678	.047*
Explained	5304.660	24	221.028	2.159	.002
Residual	28159.590	275	102.399		
Total	33464.250	299	111.921		

Table 8 The multiple classification analysis of the whole of expectations and needs classified by social backgrounds of the subjects

Grand Mean = 107.650		Adjusted for					
		Unadjusted		Independents		Independent + Covariates	
Variable + Category	N	Dev'n	Eta	Dev'n	Beta	Dev'n	Beta
Sex							
Male	160	.29		.93			
Female	140	-.33					
			.03		.09		
Age							
Under 25 years old	120	-1.65		-.72			
26-30 years old	82	.98		.01			
31-35 years old	48	1.08		.76			
36 years old up	50	1.31		.99			
			.13		.06		
Education							
Primary school	154	-.18		.46			
Secondary school	120	-.35		-.88			
Bachelor degree	26	2.66		1.37			
			.08		.07		
Marital status							
Single	152	-1.23		-1.09			
Married	95	2.63		2.71			
Widowed /divorced	53	-1.22		-1.73			
			.17		.18		

Table 8 The multiple classification analysis of the whole of expectations and needs classified by social backgrounds of the subjects (Continue)

Variable+Category	N	Unadjusted		Adjusted for Independents		Adjusted for Independent +Covariates	
		Dev'n	Eta	Dev'n	Beta	Dev'n	Beta
Grand Mean = 107.650							
Domicile							
Central region	260	.02		.19			
Northern region	12	-5.57		-7.88			
Southern and eastern region	13	2.12		3.17			
Northeastern region	15	2.28		.27			
			.12		.16		
Occupation							
Jobless	40	4.90		4.60			
Trader	62	-2.01		-2.51			
Company employee	33	-.85		1.26			
Unskilled workman	165	3.29		3.43			
			.25		.28		
Times of getting arrested							
Once	286	.03		-.04			
Twice	11	-.74		.42			
Three times up	3	.02		2.21			
			.01		.02		
Monthly income							
Less than 3,000 baht	116	-.18		-.25			
3,001-5,000 baht	95	-.43		.42			
5,001-7,000 baht	52	.27		-.43			
7,000 baht up	37	1.27		.31			
			.05		.03		

Table 8 The multiple classification analysis of the whole of expectations and needs classified by social backgrounds of the subjects (Continue)

Grand Mean = 107.650		Adjusted for					
		Unadjusted		Independents		Independent +Covariates	
Variable+Category	N	Dev'n	Eta	Dev'n	Beta	Dev'n	Beta
Terms of imprisonment							
Less than a year	135	-1.30		-1.35			
2-3 years	62	-.30		-.58			
3 years up	103	1.88		2.12			
			.13		.15		
Offence committed							
Taking drug	24	5.19		-3.86			
Trafficking drug	98	2.02		-.57			
Possessing drug	176	-.39		.94			
others	2	-.15		-8.98			
			.18		.15		
Multiple R Squared					0.159		
Multiple R					0.398		

4.4.1.2 *Hypothesis 1.2*: The prisoners of different social backgrounds had different physical expectations and needs before being released.

The statistics used at the testing were an analysis of variance and a multiple classification analysis. The variables are divided into 2 groups

- A. Dependent variables are social backgrounds including sex, age, education, marital status, domicile, occupation, monthly income, times of getting arrested due to drug offence, term of imprisonment and offence committed.
- B. Dependent variables are physical expectations and needs before being released.

From the analysis of variance and the multiple classification analysis (table 9 and 10) it was concluded that.

The prisoners of different sexes had significant difference in physical expectations and needs at the level of 0.00. The male prisoners had the most expectation and needs at 0.56 above average (Grand Mean = 22.960). The female prisoners had less expectations and needs at -0.64 under average. It was also found that sex variables had a relationship of 18% with expectations and needs (Beta = 0.18).

The prisoners of different term of imprisonment had significant difference in physical expectations and needs at the level of 0.00. The prisoners whose term of imprisonment was more than 3 years had the most expectation and needs at 0.17 above average (Grand Mean = 22.960). The prisoners whose term of imprisonment was 2-3 years had less expectations and needs at -0.01 under average and the prisoners whose term of imprisonment was less than a year had the least expectations and needs at -0.26 under average. It was also found that term of imprisonment variables had a relationship of 5% with physical expectations and needs (Beta = 0.05).

All the independent variable together had a relationship of 31% with dependent variables (Multiple R = 0.310) and had a prediction power on the dependent variables of 9% (Multiple R Squared = 0.096) hypothesis 1.2 accepted.

**Table 9 An analysis of variance of physical expectations and needs
classified by social backgrounds of the subjects**

Source of variation	Sum of Squares	DF	Mean Squares	F	Signif of F
Main Effects	330.250	24	13.760	1.223	.221
Sex	60.131	1	60.131	5.342	.002*
Age	21.334	3	7.111	.632	.595
Education	11.461	2	5.731	.509	.602
Marital status	3.417	2	1.708	.125	.859
Domicile	41.121	3	13.707	1.218	.304
Occupation	45.366	3	15.122	1.344	.261
Times of getting arrest	4.813	2	2.407	.214	.808
Monthly income	43.295	3	14.432	1.282	.281
Term of imprisonment	122.832	2	61.416	5.457	.005*
Offence committed	8.336	3	2.779	.247	.864
Explained	330.250	24	13.760	1.223	.221
Residual	3095.270	275	11.256		
Total	3425.520	299	11.457		

Table 10 The multiple classification analysis of physical expectations and needs classified by social background of the subjects

		Grand Mean = 22.960				Adjusted for	
		Unadjusted		Adjusted for		Independent	
				Independents		+Covariates	
Variable + Category	N	Dev'n	Eta	Dev'n	Beta	Dev'n	Beta
Sex							
Male	160	.15		.56			
Female	140	-.17		-.64			
			.05		.18		
Age							
Under 25 years old	120	-.05		.24			
26-30 years old	82	-.24		-.40			
31-35 years old	48	-.02		-.15			
36 years old up	50	-.54		.22			
			.08		.08		
Education							
Primary school	154	-.02		-.01			
Secondary school	120	-.14		-.14			
Bachelor degree	26	.73		.66			
			.07		.06		
Marital status							
Single	152	-.49		-.70			
Married	95	.78		.96			
Widowed /divorced	53	.02		.29			
			.17		.22		

**Table 10 The multiple classification analysis of physical expectations and needs
classified by social background of the subjects (Continue)**

Grand Mean = 22.960		Adjusted for					
		Adjusted for				Independent	
		Unadjusted		Independents		+Covariates	
Variable+Category	N	Dev'n	Eta	Dev'n	Beta	Dev'n	Beta
Domicile							
Central region	260	.06		.08			
Northern region	12	-1.63		-1.72			
Southern and eastern region	13	-.65		-.57			
Northeastern region	15	.91		.41			
					.11		
Occupation							
Jobless	40	-.04		-.02			
Trader	62	.35		.51			
Company employee	33	.77		.79			
Unskilled workman	165	-.28		-.35			
					.13		
Times of getting arrested							
Once	286	.02		.00			
Twice	11	-.51		-.30			
Three times up	3	.37		1.16			
					.04		
Monthly income							
Less than 3,000 baht	116	.34		.51			
3,001-5,000 baht	95	-.18		-.15			
5,001-7,000 baht	52	-.48		-.73			
7,000 baht up	37	.07		-.17			
					.09		

Table 10 The multiple classification analysis of physical expectations and needs classified by social background of the subjects (Continue)

Grand Mean = 22.960		Adjusted for					
		Unadjusted			Adjusted for		Independent
					Independents		+Covariates
Variable+Category	N	Dev'n	Eta	Dev'n	Beta	Dev'n	Beta
Terms of imprisonment							
Less than a year	135	-.23		-.26			
2-3 years	62	-.04		-.01			
3 years up	103	.20		.17			
			.13		.05		
Offence committed							
Taking drug	24	-.59		-.49			
Trafficking drug	98	.24		.00			
Possessing drug	176	-.05		.08			
Others	2	-.46		-1.20			
			.07		.05		
Multiple R Squared					0.096		
Multiple R					0.310		

4.4.1.3 *Hypothesis 1.3*: The prisoners of different social backgrounds had different expectations and needs for safety in life before being released.

The statistics used at the testing were an analysis of variance and a multiple classification analysis. The variables are divided into 2 groups.

- A. Dependent variables are social backgrounds including sex, age, education, marital status, domicile, occupation, monthly income, times of getting arrested due to drug offence, term of imprisonment and offence committed.
- B. Dependent variables are expectations and needs for safety in life before being released.

From the analysis of variance and the multiple classification analysis (table 11 and 12) it was concluded that.

The prisoners of different occupation before imprisonment had significant difference in expectations and needs for safety in life at the level of 0.00. The prisoners who were jobless had the most expectation and needs at 3.34 above average (Grand Mean = 26.760). The prisoners who were company employee had less expectations and needs at 1.22 above average and the prisoners who were unskilled works had expectations and needs at 0.04 above average. The prisoners who were trader had the least expectations and needs for safety in life at -0.54 under average. It was also found that occupation variables had relationship of 22% with expectations and needs for safety in life (Beta = 0.22).

The prisoners of different offence committed had significant different in expectations and needs for safety in life at the level of 0.03. The prisoners whose offence committed was trafficking drugs had the most expectations and needs for safety in life at 0.29 above average (Grand Mean = 26.760). The prisoners whose offence committed was possessing drugs had less expectations and needs at -0.22 under average. The prisoners whose offence committed was possessing for selling had expectations and needs at -0.77 under average, the prisoners whose offence committed was taking drug had the least expectations and needs at -1.14 under average. It was also found that offence committed variables had a relationship of 14% with expectations and needs (Beta =0.14).

All the independent variable together had a relationship of 37% with dependent variable (Multiple R = 0.376) and had a prediction power on the dependent variables off 14% (Multiple R Squared = 0.141) hypothesis 1.3 accepted.

Table 11 An analysis of variance of expectations and needs for safety in life**Classified by social background of the subjects**

Source of variation	Sum of Squares	DF	Mean Squares	F	Signif of F
Main Effects	380.372	24	15.849	1.886	.000*
Sex	1.040	1	1.040	.124	.725
Age	26.797	3	8.932	1.063	.365
Education	8.728	2	4.364	.519	.595
Marital status	16.288	2	8.144	.969	.381
Domicile	38.516	3	12.839	1.528	.207
Occupation	108.637	3	36.212	4.310	.005*
Times of getting arrest	24.173	2	12.087	1.439	.239
Monthly income	6.997	3	2.332	.278	.842
Term of imprisonment	14.644	2	7.322	.872	.419
Offence committed	72.631	3	24.210	2.882	.036*
Explained	380.372	24	15.849	1.886	.009*
Residual	2310.348	275	8.401		
Total	2690.720	299	8.999		

Table 12 The multiple classification analysis of expectations and needs of safety in life classified by social backgrounds of the subjects

		Grand Mean = 26.760			Adjusted for		
					Adjusted for		Independent
					Independents		+Covariates
Variable+Category	N	Unadjusted Dev'n	Eta	Dev'n	Beta	Dev'n	Beta
Sex							
Male	160	-.80		-.07			
Female	140	.09		.08			
			.03		.03		
Age							
Under 25 years old	120	-.60		-.34			
26-30 years old	82	.37		.14			
31-35 years old	48	.82		.61			
36 years old up	50	.04		-.01			
			.18		.11		
Education							
Primary school	154	-.12		.04			
Secondary school	120	-.03		-.16			
Bachelor degree	26	.86		.52			
			.09		.06		
Marital status							
Single	152	-.38		-.24			
Married	95	.43		.36			
Widowed /divorced	53	.32		.06			
			.13		.09		

Table 12 The multiple classification analysis of expectations and needs of safety in life classified by social backgrounds of the subjects (Continue)

Grand Mean = 26.760		Adjusted for					
		Adjusted for				Independent	
		Independents				+Covariates	
Variable+Category	N	Dev'n	Eta	Dev'n	Beta	Dev'n	Beta
Domicile							
Central region	260	-.06		-.02			
Northern region	12	-1.34		-1.93			
Southern and eastern region	13	1.24		1.42			
Northeastern region	15	1.04		.66			
			.15		.17		
Occupation							
Jobless	40	3.29		3.43			
Trader	62	-4.8		-.54			
Company employee	33	1.27		1.22			
Unskilled workman	165	-.44		.04			
			.23		.22		
Times of getting arrested							
Once	286	-.04		-.06			
Twice	11	-.97		1.51			
Three times up	3	.24		.34			
			.06		.10		
Monthly income							
Less than 3,000 baht	116	-.23		-.22			
3,001-5,000 baht	95	-.02		.15			
5,001-7,000 baht	52	.20		.10			
7,000 baht up	37	.48		.18			
			.08		.06		

Table 12 The multiple classification analysis of expectations and needs of safety in life classified by social backgrounds of the subjects (Continue)

Grand Mean = 26.760		Adjusted for					
		Unadjusted			Adjusted for		Independent
					Independents		+Covariates
Variable+Category	N	Dev'n	Eta	Dev'n	Beta	Dev'n	Beta
<hr/>							
Terms of imprisonment							
Less than a year	135	-.39		-.34			
2-3 years	62	.29		.25			
3 years up	103	.34		.30			
			.12		.10		
Offence committed							
Taking drug	24	-1.30		-1.14			
Trafficking drug	98	.03		.29			
Possessing drug	176	.35		-.22			
others	2	.74		-.77			
			.14		.14		
Multiple R Squared					.141		
Multiple R					.376		

4.4.1.4 Hypothesis 1.4: The prisoners of different social backgrounds had different expectations and needs for love and acceptance from surrounding people before being released.

The statistics used at the testing were an analysis of variance and a multiple classification analysis. The variables are divided into 2 groups.

- A. Dependent variables are social backgrounds including sex, age, education, marital status, domicile occupation, monthly income, times of getting arrested due to drug offence, term of imprisonment and offence committed.
- B. Dependent variables are expectations and needs for love and acceptance from surrounding people before being released.

From the analysis of variance and the multiple classification analysis (table 13 and 14) it was concluded that.

The prisoners of different offence committed had significant difference in expectations and needs for love and acceptance from surrounding people at 0.03. The prisoners whose offence committed were taking drugs had the most expectations and needs at 0.54 above average (Grand Mean = 29.397). The prisoners whose offence committed were possessing drugs had less expectations and needs at 0.12 above average. The prisoners whose offence committed were possessing for selling had expectations and needs at -1.78 under average, the prisoners whose offence committed was trafficking had the least expectations and needs at -3.60 under average. It was also found that offence committed variables had a relationship of 18% with expectations and needs (Beta = 0.18).

All the independent variable together had a relationship of 33% to dependent variable (Multiple R = 0.339) and had a prediction power on the dependent variables of 11% (Multiple R Squared = 0.115) hypothesis 1.4 accepted.

Table 13 An analysis of variance of expectations and needs for love and acceptance from surrounding people classified by social background of the subject

Source of variation	Sum of Squares	DF	Mean Squares	F	Signif of F
Main Effects	470.577	24	19.607	1.486	.071
Sex	2.836	1	2.836	.215	.643
Age	15.828	3	5.276	.400	.753
Education	47.494	2	23.747	1.799	.167
Marital status	43.383	2	21.692	1.644	.195
Domicile	46.603	3	15.534	1.177	.319
Occupation	89.906	3	29.969	2.271	.081
Times of getting arrest	2.855	2	1.427	.108	.898
Monthly income	13.956	3	4.652	.353	.787
Term of imprisonment	12.779	2	6.389	.484	.617
Offence committed	114.014	3	38.005	2.880	.036*
Explained	470.577	24	19.607	1486	.071
Residual	3629.220	275	13.197		
Total	4099.797	299	13.712		

Table 14 The multiple classification of the expectations and needs for love and acceptance from surrounding people classified by social background of the subject

Variable+Category	N	Unadjusted		Adjusted for Independents		Adjusted for Independent +Covariates	
		Dev'n	Eta	Dev'n	Beta	Dev'n	Beta
Grand Mean = 29.397							
Sex							
Male	160	.02		.12			
Female	140	-.02		-.14			
			.00		.04		
Age							
Under 25 years old	120	-.46		-.16			
26-30 years old	82	.19		-.01			
31-35 years old	48	.00		-.16			
36 years old up	50	.78		.56			
			.1		.07		
Education							
Primary school	154	-.12		.09			
Secondary school	120	-.19		-.38			
Bachelor degree	26	1.56		1.21			
			.13		.12		
Marital status							
Single	152	-.26		-.14			
Married	95	.61		.55			
Widowed /divorced	53	-.36		-.57			
			.11		.11		

Table 14 The multiple classification of the expectations and needs for love and acceptance from surrounding people classified by social background of the subject (Continue)

Grand Mean = 29.397		Unadjusted		Adjusted for Independents		Adjusted for Independent +Covariates	
Variable+Category	N	Dev'n	Eta	Dev'n	Beta	Dev'n	Beta
Domicile							
Central region	260	-.06		-.01			
Northern region	12	-1.06		-1.64			
Southern and eastern region	13	.68		.82			
Northeastern region	15	1.27		.75			
			.10		.11		
Occupation							
Jobless	40	-.10		.61			
Trader	62	1.07		.99			
Company employee	33	.79		.50			
Unskilled workman	165	-.54		-.62			
			.18		.19		
Times of getting arrested							
Once	286	.01		-.02			
Twice	11	-.12		.39			
Three times up	3	-.40		.66			
			.01		.02		
Monthly income							
Less than 3,000 baht	116	-.13		-.24			
3,001-5,000 baht	95	-.03		.18			
5,001-7,000 baht	52	-.03		-.01			
7,000 baht up	37	.52		.43			
			.05		.06		

Table 14 The multiple classification of the expectations and needs for love and acceptance from surrounding people classified by social background of the subject (Continue)

Grand Mean = 29.397		Adjusted for					
		Unadjusted			Adjusted for		Independent
					Independents		+Covariates
Variable+Category	N	Dev'n	Eta	Dev'n	Beta	Dev'n	Beta
Terms of imprisonment							
Less than a year	135	-.52		-.24			
2-3 years	62	.14		.32			
3 years up	103	.59		.12			
			.13		.06		
Offence committed							
Taking drug	24	.77		.54			
Trafficking drug	98	-1.90		-3.60			
Possessing drug	176	.19		.12			
Others	2	-1.61		-1.78			
			.18		.18		
Multiple R Squared					.115		
Multiple R					.339		

4.4.1.5 Hypothesis 1.5: The prisoners of different social backgrounds had different expectations and needs for security in occupation and economic before being released

The statistics used at the testing were an analysis of variance and a multiple classification analysis. The variables are divided into 2 groups.

- A. Dependent variables are social backgrounds including sex, age, education, marital status, domicile, occupation, monthly income, times of getting arrested due to drug offence, term of imprisonment and offence committed.
- B. Dependent variables are expectations and needs for security in occupation and economic before being released.

From the analysis of variance and the multiple classification analysis (table 15 and 16) it was concluded that.

The prisoners of different marital status had significant difference in expectations and needs for security in occupation and economic at the level of 0.00. The prisoners who were married had the most expectation and needs at 0.85 above average (Grand Mean = 28.533). The prisoners who were single had less expectations and needs at -0.40 under average. The prisoners who were widowed or divorced had the least expectations and needs at -1.51 under average. It was also found that marital status variables had relationship of 19% with expectations and needs for security in occupation and economy (Beta = 0.19).

The prisoners of different occupation had significant difference in expectations and needs for security in occupation and economy at the level of 0.00.

The prisoners who were jobless had the most expectation and needs at 2.09 above average (Grand Mean = 28.533). The prisoners who were company employees had less expectations and needs at 1.16 above average and the prisoners who were unskilled workers had expectations and needs at 0.62 above average. The prisoners who were traders had the least expectations and needs of all at -1.01 under average. It was also found that occupation variables had a relationship of 27% to overall expectations and needs (Beta = 0.27).

The prisoners of different monthly income had significant different in expectations and needs for security in occupation and economy at the level of 0.04. The prisoners whose monthly income was less than 3,000 baht had the most expectations and needs at 0.29 above average (Grand Mean = 28.533). The prisoners whose monthly income was 3,001-5,000 baht had less expectations and needs at 0.25 above average. The prisoners whose monthly income was 5,001-7,000 baht had expectations and needs at -0.14 under average, the prisoners whose monthly income was 7,000 baht up had the least expectations and needs at -0.30 under average. It was also found that monthly income variable had a relationship of 6% with expectations and needs (Beta = 0.06).

All the independent variable together had a relationship of 38% to dependent variable (Multiple R = 0.389) and had a prediction power on the dependent variables of 15% (Multiple R Squared = 0.151) hypothesis 1.5 accepted.

Table 15 An analysis of variance of expectations and needs for security in occupation and economy classified by social background of the subjects

Source of variation	Sum of Squares	DF	Mean Squares	F	Signif of F
Main Effects	824.781	24	34.366	2.043	.003*
Sex	20.375	1	20.375	1.211	.272
Age	34.419	3	11.473	.682	.564
Education	42.132	2	21.066	1.252	.287
Marital status	166.586	2	83.293	4.952	.008*
Domicile	16.191	3	5.397	.321	.810
Occupation	327.718	3	109.239	6.494	.000*
Times of getting arrest	14.386	2	7.193	.428	.653
Monthly income	136.452	3	45.484	2.704	.046*
Term of imprisonment	54.688	2	27.344	1.626	.199
Offence committed	48.129	3	16.043	.954	.415
Explained	824.781	24	34.366	2.043	.003*
Residual	4625.885	275	16.821399		
Total	5450.667	299	18.230		

Table 16 The multiple classification of the expectations and needs for security in occupation and economy classified by social backgrounds of the subjects

		Grand Mean = 28.533		Adjusted for		Adjusted for		Independent	
		Unadjusted		Independents		+Covariates			
Variable+Category	N	Dev'n	Eta	Dev'n	Beta	Dev'n	Beta		
Sex									
Male	160	.20		.32					
Female	140	-.23		-.37					
			.05		.08				
Age									
Under 25 years old	120	-.54		-.46					
26-30 years old	82	.66		.27					
31-35 years old	48	.28		.47					
36 years old up	50	-.05		.21					
			.12		.09				
Education									
Primary school	154	.08		.34					
Secondary school	120	.00		-.21					
Bachelor degree	26	-.49		-1.03					
			.04		.10				
Marital status									
Single	152	-.10		-.40					
Married	95	.82		.85					
Widowed /divorced	53	-1.19		-1.51					
			.19		.19				

Table 16 The multiple classification of the expectations and needs for security in occupation and economy classified by social backgrounds of the subjects

Grand Mean = 28.533		Adjusted for Independent +Covariates					
Variable+Category	N	Unadjusted		Adjusted for Independents		Adjusted for Independent +Covariates	
		Dev'n	Eta	Dev'n	Beta	Dev'n	Beta
Domicile							
Central region	260	.08		.13			
Northern region	12	-1.53		-2.59			
Southern and eastern region	13	.85		1.49			
Northeastern region	15	-.93		-1.55			
			.10		.17		
Occupation							
Jobless	40	2.07		2.09			
Trader	62	-.72		-1.01			
Company employee	33	1.00		1.16			
Unskilled workman	165	-.28		.62			
			.23		.27		
Times of getting arrested							
Once	286	.04		.04			
Twice	11	-1.08		-1.17			
Three times up	3	-.20		.04			
			.05		.05		
Monthly income							
Less than 3,000 baht	116	.16		.29			
3,001-5,000 baht	95	-.20		.25			
5,001-7,000 baht	52	.58		-.14			
7,000 baht up	37	.20		-.30			
			.07		.06		

Table 16 The multiple classification of the expectations and needs for security in occupation and economy classified by social backgrounds of the subjects

(Continue)

Grand Mean = 28.533		Adjusted for					
		Unadjusted		Independents		Independent +Covariates	
Variable+Category	N	Dev'n	Eta	Dev'n	Beta	Dev'n	Beta
Terms of imprisonment							
Less than a year	135	-.36		-.76			
2-3 years	62	-.48		-.88			
3 years up	103	.76		1.52			
			.13		.26		
Offence committed							
Taking drug	24	-1.70		-.45			
Trafficking drug	98	.66		-.89			
Possessing drug	176	-.13		.60			
Others	2	-.53		-3.41			
			.15		.18		
Multiple R Squared					.151		
Multiple R					.389		

4.4.2 Hypothesis 2: The rehabilitation and prisoner treatment from prison and correctional institution staff had a relationship with the prisoners' expectations and needs before being released from prisons and correctional institutions

In the hypothesis testing, the statistics used was coefficient of correlation between the expectations and needs and the rehabilitation and prisoner treatment from prison and correctional institution staff before being released.

- A. Independent variable were the rehabilitation and prisoner treatment from the prison and correctional institution staff including physical therapy, mental therapy, educational management, vocational training management, other activities management and overall treatment to prisoners.
- B. Dependent variable are expectations and needs including physical expectations and needs, expectation and needs for safety in life, expectations and needs for love and acceptance from surrounding people and expectations and needs for security in occupation and economy and overall expectations and needs.

The results of the study of coefficient of correlation was presented in Table 17 as follow:

Table 17 The correlation between the rehabilitation and the prisoner treatment from prisons and correctional institution staff and the prisons' expectations and needs before being released from prisons and correctional institutions

The rehabilitation and prisoner treatment	Expectations and needs				
	Physical	Safety	Acceptance	Security	Total
Physical therapy	.1170*	.1183*	.0463	.0913	.1240*
Mental therapy	.0933	.0543	.1009	.1816*	.1536*
Educational management	.0446	.1616*	.1272*	.2093*	.1891*
Vocational management	.1078	.1494*	.1678*	.2226	.2254*
Other activities management	.1133	.1207	.1783*	.0791	.1648*
Overall treatment	.1350*	.1759*	.1746*	.2444*	.2528*

It was found the rehabilitation and prisoner treatment from the prison and correctional institution staff in all and particular aspects had significant positive relationship with the expectations and needs in all and particular aspects at the level of 0.05.

From the particular-aspect study, it was found that

- Physical expectations and needs was positively related to the physical therapy rehabilitation.
- Expectations and needs for safety in life was positively related to physical therapy rehabilitation, education management, and vocational training management.
- Expectations and needs for love and acceptance from surrounding people was positively related to education management, vocational training management and other activities management.
- Expectations and needs for security in occupation and economy was significantly positively related to mental therapy rehabilitation, education management at the level of 0.05 conclusion.

From the rehabilitation and prisoner treatment from the prison and correctional institution staff had significant relationship with the expectations and needs before being released, hypothesis 2 accepted.

Chapter V

Discussion

From the study on expectations and needs of prisoners who committed narcotic violations before they are released from prisons and correctional institutions in region 1, it was found that some of prisoners' backgrounds related to their expectations and needs in the following aspects.

Sex was significantly related to physical expectations and needs of prisoners before being. Male prisoners had high expectations and needs while expectations and needs in female prisoners were lower. That is to say different sexes caused different needs and expectations. This may be because role and responsibility of male according to culture and social value or social norm were to take care and earn money for families while the role of wife is only to take care and bring up children or help her husband as well as to be good wife. So, female prisoners got low physical expectations and needs because they thought that after their release, they still have husband or family to support them, give them food and residence. These factors are different from those of male prisoners. Male prisoners had to fight for themselves and find things to meet their physical needs by themselves either food, residence or job. They had to earn income in order to take care themselves and their families. Consequently, their expectations and needs were higher than those of female prisoners.

Prisoners who committed narcotic violations had different terms of imprisonment. Their whole physical expectations and needs were also significant different. That is to say prisoners of over 3 years imprisonment will have higher or

highest expectations and needs than those of 1-2 years imprisonment. The prisoners who were imprisoned less than 1 year will get the least expectations and needs. The longer term of imprisonment they obtained, the higher expectations and needs in various aspects they will get. This may be because when people were imprisoned, some of their social rights and freedoms may be limited. They may lose their self-confidence, especially in the aspect of love and acceptance obtained from surrounding people as well as being trusted by employer who will accept them to work again. So anyone who committed crime and was long imprisoned usually lose confidence either in economy or society. This may be the cause that force them to get high expectations and needs after being released. Especially prisoners who had been official or employee of government agencies, private sectors or company, long-term of imprisonment may cause them to lose the opportunity to return to work or earn enough income to support themselves and their families. They always be labeled as criminal by people in society. Consequently, after being released, prisoners of long-term punishment got high physical expectation especially on basic needs; shelter, food, cloth and medicine. They needed safety in life, needed to be loved and accepted by others as well as needed security in job. While those who were imprisoned for a short-term or not over 1 year may get little change in their feelings after being released. These prisoners can adjust themselves easier than those of long-term imprisonment and also get less expectations and needs after being release from prisons.

It is interesting that prisoners of different occupation before being imprisoned will get different expectations and needs, especially on safety, way of living and job security as well as economy. Prisoners who committed narcotic violation and who were jobless will get highest expectations and needs in various aspects while those

who had worked in company or unskilled workers will get least expectations and needs. As a result, prisoners who had never got honest job had some realization of life outside prison after being released. They expected and needed safety way of living and security in job as well as in economy. Therefore, these prisoners required some help from government agencies or private sectors to support them about work in order that they may get enough income to support themselves and families. Some of these prisoners had joined narcotic ring, so when they were released, they expected and needed safety in lives and not to be disturbed by the outlaw or the narcotic ring as well as police officers who were always stick to Labeling Theory that still disbelieved in prisoners for becoming good citizen of society. For prisoners who had got a job in company or other kinds of job expected to return to the same job or to be employed by the employer who does not care of their previous crime record after being released. While prisoners who had been traders got low expectations and needs after their release because their jobs are independent and they need not to be afraid of being unemployed after being released. Therefore, their expectations and needs on safety in life, security of work and economy as well as other aspects become the lowest.

Noticeably that prisoners of different offences had significant different expectations and needs in love and acceptance from surrounding people in term of safety in life along with other expectations and needs. From the study, it was found that the prisoners who committed crime in case of taking drug got the highest expectations and needs to be loved and accepted by others while the next one was those who committed crime of possessing drug. The prisoners who committed crime of trafficking drug or possessing drug for sale got the lowest expectations and needs. According to psychological and criminological concepts, we found that people turned

to take drug again because they lacked of love and care from members in family or had no tie with family and society as stated in the concept of "Social Bond" of Herschi that people who lacked of the mentioned things usually turn to drugs. Therefore, things that prisoners required most after being released were love and care as well as acceptance from members in family, relatives, friends and people in community as well as in society.

From the study, we found that prisoners who committed crime of drug trafficking will get the highest expectations and needs while those who committed crime in case of taking drug or possessing drug will get the lowest expectations and needs. After being released from prison, prisoners who were punished for drug trafficking were often afraid of police officers who may mistrust in their behavior and also afraid of being disturbed by influence of person in narcotic ring. Consequently, they expected and needed safety in life after their release. On the contrary, the prisoners who committed crime in case of taking or possessing drug will feel nothing after being released because they had no concern with any benefit from this drug or know nothing about narcotic ring that can cause them some trouble. Therefore, their expectations and needs will be at the lowest.

Moreover, it was found that prisoners who got different income will get significant different expectations and needs for security in occupation and economy. Prisoners of low income will get high expectations and needs. This may be because these prisoners got poor living condition, therefore, they expected and needed more job security after being released. Also, these prisoners were poorly education, so their chance to find good job seems to be difficult. They expected that the employer or

owner of company will give them an opportunity to come to work again. In conclusion, these prisoners who had got low income had economical force to survive. Consequently, their expectations and needs before being released were higher than those who had got high income. But prisoners of high income usually get good career. They themselves also get good living condition and have no financial problem. Therefore, their expectations and needs were at low level.

Another interesting issue we found from the study is that prisoners who have already got married had significant different expectations and needs for security in occupation and economy. Married prisoners got highest expectations and needs in security of work while expectations and needs of single prisoners were less. Prisoners who were widowed or divorced got the lowest expectations and needs. Married prisoners were worried about their life and their families. They expected to be a good leader of family who do their duties and responsibilities perfectly. On the other hand, prisoners who were single, widowed or divorced may get low expectations and needs because they need don't have responsible on anyone.

From the study, we found that rehabilitation and prisoner treatment from prison or correction institution in many aspects such as physical and mental therapy and rehabilitation, educational management, vocational management and other activities were significantly related to expectations and needs of prisoners. That is to say if prisoners obtained physical and mental therapy and rehabilitation as well as educational management or other supporting activities from prison or correctional institution at high level, their expectations and needs in various aspects will also grow high. This may be because philosophy of punishment has been changed and the ways

we treated prisoners have already been changed as well. Instead, the Department of Corrections will put the focus on rehabilitation of prisoners' behavior. These group of offenders were like patients, not a criminal, who require therapy and rehabilitation. Consequently, lots of activities for physical and mental rehabilitation are arranged for prisoners by prisons or institutions. So when prisoners perfectly passed all provided processes from prison, they may get more expectations and needs. They may change their attitude towards themselves as the meaningless person or blame themselves as the waste of society and turn themselves in the way of retreatism according to Robert K.Merton's concept that rejects cultural value and take drug instead. Some prisoners adhere to cultural and social value while their way of living were unacceptable, such as selling drugs, ignore moral. These prisoners will get high expectations and needs if they are treated through the process of prisons or correctional institutions. In conclusion, if useful rehabilitation activities are provided for prisoners perfectly by prisons or institutions, the prisoners will get more consideration on their self-value. They will have good thought and belief in accordance with social norm and have expectations as ordinary people in society do. They will live normal life in society. If people in society give them love, care and forgiveness as well as opportunity to take part in society again, we believe that recidivism will become less. Therefore, the prisoner treatment from prisons or institutions staff had positive relationship with expectations and needs of prisoners before their release.

Chapter VI

Conclusion and Recommendation

The objective to conduct a research on the title of expectations and needs of prisoners who committed narcotic violations before they are released from prisons and correctional institutions in region 1 is to study the expectations and needs of prisoners who committed crime against Drugs Act before being released from prisons and correctional institutions and to study factors relating to expectations and needs of prisoners before being released.

This study was done on a sample group of 300 prisoners who committed narcotic violations and were imprisoned in prisons and correctional institutions in region 1 which were Samutprakarn Central prison, Minburi Remand Prison, Thonburi Correctional Institution for Female, Patumtani Correctional Institution for Drug Addicts and Correctional Institution for Drug Addicts for Female. The samples were chosen by the method of random sampling. The statistics used were percentages, mean, an analysis of variance, a multiple classification analysis and correlation.

6.1 Results of the study

6.1.1 Backgrounds of the subjects

It was found that most of the subjects were male of age not over 25 years old, single, got primary school education, domiciled in central region, were unskilled workers with income not over 3,000 Baht per month before imprisonment, were punished at first time in the case of drugs, were imprisoned not over 1 year in the case of possessing drugs and drugs addiction.

6.1.2 Attitude towards therapy rehabilitation as well as prisoner treatment from prison and correctional institution staff

6.1.2.1 From physical therapy and rehabilitation, it was found that most of the subjects obtained physical therapy and rehabilitation to recover from drug addiction and become stronger. They were also taken care regularly when got sick.

6.1.2.2 From mental therapy and rehabilitation, it was found that most of members in sample group obtained mental therapy and rehabilitation not to return to drugs again. They consulted with psychiatrist or psychologist when they felt stress. They obtained meditation training course and also joined recreation as well as other entertaining activities.

6.1.2.3 From educational management, it was found that most members of sample group were promoted and supported to study in formal and vocational education, Dharma and study for bachelor degree in open universities.

6.1.2.4 From vocational management, it was found that vocational training program the subjects obtained could be applied to work after being released from prisons. This knowledge could help them earning enough income for themselves and their families. The training course could be given to overall prisoners with adequate and appropriate number of equipment in support.

6.1.2.5 From other activities management, it was found that most of the subjects were supported to do recreation activities such as sports, music or watching movie. "Relatives Meeting Day" project also help strengthen morale of prisoners while being imprisoned.

6.1.3 Expectations and needs before being released

6.1.3.1 From physical expectations and needs, it was found that most of the subjects expected to have food and residence as well as to be brought up by members in family after being released from prisons. They needed some help from units of government agencies or private sectors first after being released while having no job in form of some money and medical treatment.

6.1.3.2 From expectations and needs for safety in life, it was found that most of the subjects expected that their family members will be good citizens and do right job. They expected not to be disturbed by enemy, the outlaw and the narcotic ring as well as police officers. They needed safety in life and their families. Moreover, they needed to spend their lives peacefully and have stability in way of living.

6.1.3.3 From expectations and needs for love and acceptance from surrounding people, it was found that most of the subjects needed to be welcomed by members in family and neighbors as well as friends when they were released from prisons. Moreover, they needed to be trusted and respected by relatives as well as be forgiven for his previous fault.

6.1.3.4 From expectations and needs for security in occupation and economy, it was found that the prisoners expected to get honest job of stable income and to earn themselves and families without any difficulties after being released from prison. Moreover, they needed some help from related government agencies and private sectors to find them a job and needed to be accepted and employed by business owner to do job without care of their past record. After being released, the most expectation and need of prisoners was safety in life and the minor ones were love and acceptance from surrounding people, Job security and physical needs respectively.

6.2 Hypothesis Verification

6.2.1 Hypothesis 1 - Prisoners of different social backgrounds had different expectations and needs before being released from prisons and correctional institutions.

In the hypothesis test, it was found that the prisoners of different background in sex, marital status, occupation before imprisonment, monthly income, term of imprisonment and offence committed, had significant different expectations and needs before being released.

6.2.2 Hypothesis 2 – The rehabilitation and prisoner treatment from prison and correctional institution had relationship with prisons' expectations and needs before being released from prisons and correctional institutions.

In the hypothesis test, it was found that therapy and rehabilitation and treatment given to prisoners on physical, mental, education, vocation and other activities were significantly related to expectations and needs of prisoners to be released from prisons.

6.3 Research Suggestions

6.3.1 It was found that prisoners who committed narcotic violations expected and needed love as well as acceptance from surrounding people rather than prisoners of other cases. Thus, to prevent and solve behavior of taking drug or prisoners, we should respond their expectations and needs. Role and responsibilities of prisoners upon their families should be encouraged. We should pay more attention on members in families of those who were punished by drugs case. When these prisoners were

released, members in their families, especially their parents, should accept them and trust that these released prisoners will become a good citizen in society. Moreover, their friends should take care of them and guide them to do good and right things in life without detestation. More important, the way to solve these problems is to forgive them for their faults and give them a chance to become a good citizen in society. An effective way to solve the problem is to consider all concerned factors that are the cause of problem and to respond the needs and expectations of prisoners who tend to commit crime.

6.3.2 Government should lend a hand to give support to prisoners who committed narcotic violation by setting up therapy and rehabilitation center for drug addicts. This center will give support on therapy and rehabilitation and providing physical and mental readiness of prisoners before being released. From the study, we found that most of prisoners of drug case expected and needed safety in life. Consequently, the Royal Thai Police should put the focus on safety and security in life of prisoners after their release from prisons because some of them may become good citizen in society and needed to do right job. We should pay attention to them and assist them as well as safeguard them against being disturbed by the narcotic ring, but give them good job.

6.3.3 It was found that various types of therapy and rehabilitation provided by prisons or correctional institutions provided to prisoners related to their expectations and needs. Therefore, the Department of Corrections should encourage the prisons or correctional institutions to provide activities or therapy and rehabilitation program that can help prisoners have improvement in their behaviors. Prisoners who have ever addicted may be stronger and get more self-confident in order

to cope with various problems in society after being released and finally get away from drug addiction.

6.3.4 Community and society should give prisoners an opportunity after they were released from prisons. People in society should change their view upon the prisoners, but give them an opportunity to prove themselves. Therefore, business owners or employers should also give an opportunity to prisoners to join in work without care of their previous crime record.

6.4 Recommendations for further research

6.4.1 The study of expectations and needs of prisoners who narcotic violations before they are released from prisons or correctional institutions should be done throughout country. Comparison of expectations and needs of prisoners between regions is considered to be conducted.

6.4.2 The study should be done on expectations and needs of prisoners who committed other types of crimes such as violent crime and others. We should make analytic study to search for real needs and expectations of female prisoners as well as youths before their release. This study may be the guideline for measures set up in order to prevent and solve problems of crime which will lead to peace in society.

Bibliography

THAI

- Artit Ponethong. (2535). A Study on Activities for Prisoner Development Based on a Program of Training and Rehabilitation, the Department of Corrections.
Thesis of Master Degree in Education Naresuan University
- Benjawat Sivaborvorn. (2527). Social Welfare for Exprisoners in Thailand. Thesis of
Master Degree in Social Welfare, Faculty of Social Welfare Thammasat
University.
- Charnkanit K. Suriyamanee and others. (2530). Problems and Needs of Prisoners After
Being Released in Year 2530. Research Report of Faculty of Humanities and
Social Science, Mahidol University.
- Dussadee Yairuangri. (2541). Qualified Service as Expectation related to satisfaction
of medical service given to sick monk in The Monk Hospital, Ministry of
Public Health. Thesis in Master of Science in Public Health, Mahidol
University.
- Krissana Issarasayree. (2530). Approach of aids given to child and youth after
released. A case study of the central Observation and Protection Center.
Thesis of Master of Arts in Social Welfare, Faculty of Graduate Studies,
Thamasat University.
- Nipon Kanthaseri. (2525). Human Relations for Social Development. Bangkok Bar of
Legistic Press.

- Panee Srirattanaprayoon. (2527). Self Concept and Expectations on Families of Young Male Prisoners Before Being Released. Thesis of Master Degree in Social Welfare, Faculty of Social Welfare Thammasat University.
- Prasert Mekmanee. (2523). Penology. Bangkok Borpit Printing.
- Prasert Mekmanee. (2526). Comparative Explanation on Correctional Acts. Bangkok Borpit printing.
- Prasert Mekmanee. (2532). Prison Administrative Principal. Bangkok Correctional Printing.
Psychology Department, Faculty of Education, Ramkanchaeng University. (2530).
General Psychology. Bangkok. Kingchan Printing.
- Puangpetch Watcharayoo. (2526). Job and Motivation. Thesis of Master Degree in Social Science, Faculty of Graduate Studies, Kasetsart University.
- Suphol Suawong. (2535). Expectations on Quality of Life of Non-Formal Education Students in Bangkok. Thesis of Master Degree in Education, Faculty of Graduate Studies, Mahidol University.
- Surat Jubjai. (2523). An Approach of Social Welfare to Exprisoner – A Case Study and Analysis of Exprisoners from Surat Thani Prison. Thesis of Master Degree in Social Welfare, Faculty of Social Welfare Thammasat University.
- Tassanee Bhrompaichit. (2527). Vocational Needs of Prisoners in Southern Province after Being Released. Research Report of the Faculty of Humanities and Social Sciences, Songklanakharin University.
- Utit Sankosik. (2515). Objectives of Punishment. Bangkok Correctional Printing.

ENGLISH

- Callison, Herbert G. (1983). Introduction to Community Based Corrections. New York: Mcgraw-Hill.
- Clay, R. (1988). Chambers English Dictionary. Great Britian: Bunay Suffolk Ltd.
- Davis, Keit and Jogn W. Newstrom. (1989). Human Behavior at Work: Organization Behavior. 8th ed. Singapore: Mcgraw-Hill Book. Co.
- Elmer, Hubert Johnson. (1964). American Correction to Prison Traditions: Crimes, Correction and Society. Illinoi: Thedorsey Press. Homwood.
- Flippo, Edwin B. (1976). Principle of Personnel Management. New York: Mcgraw-Hill.
- Frank, Loveland. (1951). Classification in the prison system: Contemporary Correction. Edited by Paul W. Tappan. New York : Mcgraw-Hill.
- Funk and Wagnalls. (1963). Dictionary of the English Languages. United State of America.
- Maslow, Abraham H. (1970). Motivation and Personality. 2nd ed. New York: Harper and Row.
- Nadler and et. Al. (1977). Motivation: a Diagnostic Approach in Organization. New York: Mcgraw-Hill Book Co.
- Murray, H.A.,et. Al. (1938). Explorations in Personality. New york: Oxford University Press.
- Vroom, Victor. (1993). Management Motivation. Philadephil: Penguin Book.



12. Do you get any addictive symptom on this punishment ?

() 1. Yes () 2. No

() 3. Others (identify)

Part 2: Data on attitude of prisoners towards the rehabilitation and the prisoner treatment form of prison and correctional institutions staff.

Details	Strongly agree	Agree	Uncertain	Disagree	Strongly disagree
<p><u>Physical therapy and rehabilitation</u></p> <p>1. You are treated to be recovered from drug addiction.</p> <p>2. Your body is rehabilitated to be stronger than when addicted.</p> <p>3. You got regular treatment whenever became sick.</p> <p>4. You got good health care and become as fit as you did before imprisonment.</p>					

Details	Strongly agree	Agree	Uncertain	Disagree	Strongly disagree
<p><u>Mental therapy and rehabilitation</u></p> <p>5. You got mental rehabilitation and will not return to drug again.</p> <p>6. You consulted regularly with psychiatrist or psychologist whenever you felt stressed.</p> <p>7. You had meditation training regularly.</p> <p>8. Meditation can ease your stressful condition stress to you.</p> <p>9. Recreation and other entertaining activities help you free from stressful condition</p>					
<p><u>Educational management</u></p> <p>10. You are encouraged and supported for formal education as needed and in accordance with your qualifications.</p> <p>11. You are encouraged and supported for vocational education as needed and in accordance with your qualification.</p>					

Details	Strongly agree	Agree	Uncertain	Disagree	Strongly disagree
12. You are encouraged and supported to study Dharma as needed and in accordance with your qualification.					
13. You are encouraged and supported to study for bachelor degree in open universities as needed and in accordance with your qualification.					
14. If you are supported on education, your knowledge and capacity will be improved.					
<u>Vocational training management</u>					
15. You obtained vocational training that can be applied to work after being released from prison					
16. You thought that vocational training you obtained will create enough income to support yourself and your family after being released from prison.					

Details	Strongly agree	Agree	Uncertain	Disagree	Strongly disagree
<p>17. You thought that vocational training by prison or correctional institution officials can be given to overall prisoners.</p>					
<p>18. You thought that equipment for in vocational training was adequate and appropriate.</p>					
<p><u>Other activities management</u></p>					
<p>19. You were suitably encouraged to do recreations such as sports, music or television etc.</p>					
<p>20. "Relatives Meeting Day" project can release your stress and strengthen your morale while being imprisoned.</p>					

Part 3: Data on expectations and needs of the prisoners before being released.

Details	Most	Much	Average	Little	Least
<p><u>Physical expectations and needs</u></p> <ol style="list-style-type: none"> 1. You expected that you have enough food to eat after being released from prison. 2. You expected that you will have permanent residence and need not to wander around after being released from prison. 3. You expected that first after being released from prison and still have no jobs, members in your family will help support you. 4. You needed some money for food and other necessities first after being released from prison and still have no job. 5. You needed free medical treatment in state hospitals when you got sick first after being released from prison and still have no job. 6. You needed some support from the government agencies or private sectors first after being released and still have no job. 					

Details	Most	Much	Average	Little	Least
<p><u>Expectations and needs for safety in life</u></p>					
<p>7. You expected the members in your family to be good citizen, do right job and not to violate laws.</p>					
<p>8. You expected not to be disturbed by enemies, the outlaw and narcotic ring.</p>					
<p>9. You expected not to be disturbed by police officers that may not believe that you already become good citizens.</p>					
<p>10. You needed peaceful life after being released from prison.</p>					
<p>11. You needed security in life after being released from prison.</p>					
<p>12. You needed safety of yourself and your family after being released from prison.</p>					
<p><u>Expectations and needs for love and acceptance from surrounding people</u></p>					
<p>13. You expected to be welcome by members in your family after being released from prison.</p>					

Details	Most	Much	Average	Little	Least
14. You expected not to be detested by neighbors after being released from prison.					
15. You expected to be contacted from friends as usual after being released from prison.					
16. You needed to be believed and trusted by close people.					
17. You needed to be trusted by others for becoming a good citizen.					
18. You needed to be respected by relatives.					
19. You needed to be forgiven for your fault by members in your family and surrounding people.					
<u>Expectations and needs for security in occupation and economy</u>					
20. You expected to get a right job of good income after being released from prison.					
21. You expected to be accepted by employer without any care of your previous record after being released from prison.					

Details	Most	Much	Average	Little	Least
22. You expected to support yourself and your family by right money after being released from prison.					
23. You needed support from related of government agencies or private sectors to find you a job after being released from prison.					
24. You needed a right job according to your skill.					
25. You needed to be accepted and trusted in your workmanship by companies' owners and then be employed to work without care of your previous record.					
26. You needed to earn enough money to support yourself and your family.					

Part 4: Other expectations and needs of the prisoners before being released.

Apart from part 3, do you have other expectations and/or needs for additional things? Please identify

.....

.....

.....

BIOGRAPHY

NAME	Pol. Capt. Chalothorn Wattanachot
DATE OF BIRTH	6 July 1971
PLACE OF BIRTH	Bangkok
INSTITUTIONS ATTENDED	Police Cadet Academy, 1990-1993 Degree of Bachelor of Public Administration. (Police) Mahidol University, 1998-2000 Degree of Master of Arts. (Criminology and criminal Justice)
POSITION AND OFFICE	Investigator, Investigation Sub Division, Metropolitan Police Division 8