

**CAUSE OF JUVENILE DELINQUENCY IN EASTERN
PROVINCES: CHOLBURI, RAYONG
AND CHANTABURI**

POLICE CAPTAIN EKARIN ITTHIWATANA

**A THESIS SUMMITTED IN PARTIAL FULFILMENT
OF THE REQUIREMENTS FOR
THE DEGREE OF MASTER OF ARTS
(CRIMINOLOGY AND CRIMINAL JUSTICE)
FACULTY OF GRADUATE STUDIES
MAHIDOL UNIVERSITY**

2000

ISBN 974-664-844-6

COPYRIGHT OF MAHIDOL UNIVERSITY

TH
E36c
2000
C.2

Copyright by Mahidol University

Thesis
Entitled

**CAUSE OF JUVENILE DELINQUENCY IN EASTERN
PROVINCES: CHOLBURI, RAYONG
AND CHANTABURI**

Ekarin Itthiwatana
.....
Pol. Capt. Ekarin Itthiwatana
Candidate

Sombat Suppatchai
.....
Asst.Prof. Sombat Suppatchai, M.A.
Major-Advisor

Asawin Watanavibool
.....
Asst.Prof. Asawin Watanavibool, M.A.
Co-advisor

Pornchai Khantee
.....
Pol. Lt. Lieutenant. Pornchai Khantee, Ph.D.
Co-advisor

Liangchai Limlomwongse
.....
Prof. Liangchai Limlomwongse,
Ph.D.
Dean
Faculty of Graduate Studies

Chankhanit K. Suriyamanee
.....
Asst.Prof. Chankhanit K. Suriyamanee, M.A.
Chairman, Master of Arts Program in
Criminology and Criminal Justice
Faculty of Social Sciences and Humanities

Thesis
Entitled

**CAUSE OF JUVENILE DELINQUENCY IN EASTERN
PROVINCES: CHOLBURI, RAYONG
AND CHANTABURI**

was submitted to Faculty of Graduate Studies, Mahidol University
for the degree of Master of Arts (Criminology and Criminal Justice)

on
October 13, 2000

Ekarin Itthiwatana
.....
Pol. Capt. Ekarin Itthiwatana
Candidate

Sombat Suppatchai
.....
Asst.Prof. Sombat Suppatchai, M.A.
Chairman

Asawin Watanavibool
.....
Asst.Prof. Asawin Watanavibool, M.A.
Member

Pornchai Khantee
.....
Pol.Lt.Col. Pornchai Khantee, Ph.D.
Member

Nathathorn Prousunthorn
.....
Pol.Lt.Col. Nathathorn Prousunthorn, Ph.D.
Member

Liangchai Limlomwongse
.....
Prof. Liangchai Limlomwongse,
Ph.D.
Dean
Faculty of Graduate Studies
Mahidol University

Suree Kanjanawong
.....
Assoc.Prof. Suree Kanjanawong,
Ph.D.
Dean
Faculty of Social Sciences and Humanities
Mahidol University

ACKNOWLEDGEMENT

The author wished to express his sincere gratitude and deep appreciation to Assistant Professor Sombat Suppatchai for his guidance, invaluable advice, supervision and encouragement throughout. He was equally grateful to Assistant Professor Asawin Watanavibool and Police Lieutenant Colonel Dr. Pornchai Khantee for their constructive comments and encouragement as co-advisors.

The author wished to thank Police Lieutenant Colonel Dr. Nathathorn Prousunthorn for his helpful guidance and support as one of the thesis defense examination committee.

The author wished to thank the staff of the Criminology and Criminal Justice Master of Arts Program for letting him to study in the program until success.

Finally, the author wished to express his deep appreciation to his parents who brought him up and offered financial support until his success.

Police Captain Ekarin Itthiwatana

4137529 SHCJ/M : MAJOR : CRIMINOLOGY AND CRIMINAL JUSTICE;

M.A.(CRIMINOLOGY AND CRIMINAL JUSTICE)

KEY WORD : JUVENILE DELINQUENCY / CAUSE OF OFFENSE

EKARIN ITTHIWATANA: CAUSE OF JUVENILE DELINQUENCY IN EASTERN PROVINCES: CHOLBURI, RAYONG AND CHANTABURI. THESIS ADVISORS: SOMBAT SUPPATCHAI, M.A., ASAWIN WATANAVIBOOL, M.A., PORNCHAI KHANTEE, Ph.D. 87 p. ISBN 974-664-844-6

The objectives of this study are to examine the causes of the delinquency and the personal factors affecting juvenile crime against property in the Eastern Sea Board area. The factors under study are personal, family, educational, peer, rearing and environmental. The subjects chosen were 195 juveniles who have been sentenced and are undergoing professional training and rehabilitation in the Rayong Province Training School catering for Cholburi, Rayong and Chantaburi. The data obtained were collected through questionnaires. The findings of the study were summarized as follows:

1. Most of the subjects do not live with their parents, parents are separated, divorced or deceased. Most of them commit crime against property at the age of over 14. The major motive for committing against property is to obtain money for purchasing drugs.
2. The education level related to the personal factor in property offense.
3. The age at the time of offense and income of the family were related to the family factors in property offense.
4. The education level, and status of the parents and emotional characteristics of the subjects were related to the educational factors in property offense.
5. The education level and residential standard were related to peer factors in property offense.
6. Gender, income of the family, family status of the parents and rearing were related to the rearing factors in property offense.
7. The rearing was related to the environmental factors in property offense.

Recommendations:

The author recommends that both parents and various governmental enterprises should create more opportunities for the juveniles in the area of education and vocational training. It was found that juveniles with secure jobs and good peers had a better chance of keeping away from property crimes. It is further recommended that there should be a more decisive and sustaining suppression of drug abuse, for it is clear that drug addiction and its subsequent means to obtain drugs lies in the root of the majority of property crimes.

4137529 SHCJ/M : สาขาวิชา : อาชญวิทยาและงานยุติธรรม

ศค.ม. (อาชญวิทยา และงานยุติธรรม)

เอกรินทร์ อธิธิวัฒน์ : สาเหตุการกระทำผิดของเด็กและเยาวชนในภาคตะวันออก : ศึกษาเฉพาะจังหวัดระยองชลบุรีและจันทบุรี (CAUSE OF JUVENILE DELINQUENCY IN EASTERN PROVINCES : CHOLBURI, RAYONG AND CHANTABURI) คณะกรรมการควบคุมวิทยานิพนธ์ : สมบัติ สุพัตชัย, ศค.ม., อัสวิน วัฒนวิบูลย์, ศค.ม., พรชัย ชันดี Ph.D., 87 หน้า ISBN 974-664-844-6

การศึกษานี้มีวัตถุประสงค์เพื่อหาสาเหตุของการกระทำผิดของเยาวชนเกี่ยวกับทรัพย์สินในเขตอุตสาหกรรมภาคตะวันออก (อีสเทิร์น ชีบอร์ด) ใน 3 จังหวัดคือ ชลบุรี ระยองและจันทบุรี และหาปัจจัยที่มีผลต่อสาเหตุในการกระทำผิดนั้น ในการศึกษาครั้งนี้ศึกษาสาเหตุ 6 ด้าน คือ ด้านส่วนบุคคลครอบครัวการศึกษา เพื่อน การเลี้ยงดูและสิ่งแวดล้อมผู้วิจัยเก็บข้อมูลโดยแบบสอบถามจากเยาวชนที่กระทำผิดเกี่ยวกับทรัพย์สิน จำนวน 195 คน ที่ฝึกอบรมในสถานฝึกและอบรม จังหวัดระยอง ซึ่งถูกส่งตัวจากการพิพากษาคดีจาก 3 จังหวัดในภาคตะวันออกดังกล่าว ผลการวิจัยสรุปได้ดังนี้

1. เยาวชนส่วนใหญ่กระทำผิดเมื่ออายุมากกว่า 14 ปี ส่วนใหญ่มีบิดามารดาแยกกันอยู่หย่าร้างหรือเสียชีวิต กระทำผิดเพื่อหาเงินมาเสพยาเสพติด และส่วนใหญ่อาศัยอยู่ในชนบท
2. ระดับการศึกษามีความสัมพันธ์กับสาเหตุด้านส่วนบุคคลของการกระทำผิดอายุขณะกระทำผิด
3. อายุขณะกระทำผิดและรายได้ของครอบครัว มีความสัมพันธ์กับสาเหตุด้านครอบครัวของการกระทำผิด
4. ระดับการศึกษา สถานภาพของครอบครัวและลักษณะทางอารมณ์มีความสัมพันธ์กับสาเหตุด้านการศึกษาของการกระทำผิด
5. ระดับการศึกษาและลักษณะที่อยู่อาศัย มีความสัมพันธ์กับสาเหตุด้านเพื่อนของการกระทำผิด
6. เพศ รายได้ของครอบครัว สถานภาพของครอบครัวและการเลี้ยงดูมีความสัมพันธ์กับสาเหตุด้านการเลี้ยงดูของการกระทำผิด
7. การเลี้ยงดูมีความสัมพันธ์กับสาเหตุด้านสิ่งแวดล้อมของการกระทำผิด

ข้อเสนอแนะ

ผู้วิจัยเสนอแนะให้ผู้ปกครองและหน่วยงานของรัฐบาล ขยายโอกาสทางการศึกษาแก่เยาวชน เพราะจากการศึกษาพบว่า การศึกษาที่สูงขึ้นทำให้มีโอกาสในการเลือกคบเพื่อนและมีอาชีพที่ดี ซึ่งเป็นการป้องกันการกระทำผิดเกี่ยวกับทรัพย์สินได้ นอกจากนี้ ยังเสนอแนะให้มีการปราบปรามยาเสพติดอย่างเียบขาดและต่อเนื่อง เนื่องจากเป็นสาเหตุให้เยาวชนกระทำผิดเกี่ยวกับทรัพย์สินด้วย

CONTNETS

	page
ACKNOWLEDGEMENT	III
ABSTRACT	IV
LIST OF CONTENTS	VI
LIST OF TABLES	VIII
Chapter I Introduction	1
1.1. Nature and significance of the problem	1
1.2. Objectives of the study	2
1.3. Scope of the study	3
1.4. Definition of terms	3
1.5. Variables of the study	3
1.6. Variables and level of measurements	4
1.7. Conceptual framework	5
1.8. Hypotheses of the study	5
1.9. Benefits of the study	6
Chapter II Literature Review	7
2.1. Juvenile Delinquency	7
2.2. Juvenile Delinquency Theory	8
2.3. Causes of Delinquencies	11
2.4. Relevant Researches	16
Chapter III Methodology	17
3.1. Population and samples	17
3.2. Instrument of the study	17
3.3. Analysis of data	18
3.4. Scoring of the data	19
3.5. Statistics used	19

CONTENTS (cont.)	page
Chapter IV Results	20
4.1. The backgrounds of the subjects	20
4.2. The Personal Factors of the subjects	24
4.1. The Familial Factors of the subjects	26
4.4. The Educational Factors of the subjects	28
4.5. The Peer Factors of the subjects	32
4.6. The Rearing Factors of the subjects	35
4.7. The Environmental Factors of the subjects	37
4.8. Hypothesis testing	40
Chapter V Discussion	67
Chapter VI Conclusion and Recommendation	69
6.1. Objectives of the study	69
6.2. Population and samples	69
6.3. Summary of the study	69
6.4. Recommendation from the study	71
6.5. Recommendation for further study	71
Bibliography	72
Appendix	74
Biography	71

LIST OF TABLES

page

Table 1	Number and percentage of the subjects as classified by the backgrounds	21
Table 2	Percentage of the subjects as classified by the personal factors	25
Table 3	Percentage of the subjects as classified by the familial factors	27
Table 4	Percentage of the subjects as classified by the educational factors	30
Table 5	Percentage of the subjects as classified by the peer factors	33
Table 6	Percentage of the subjects as classified by the rearing factors	36
Table 7	Percentage of the subjects as classified by the environmental factors	38
Table 8	An Analysis of Variance and a Multiple Classification Analysis of the personal factors as classified by backgrounds of the subjects	41
Table 9	An Analysis of Variance and a Multiple Classification Analysis of the familial factors as classified by backgrounds of the subjects	45
Table 10	An Analysis of Variance and a Multiple Classification Analysis of the educational factors as classified by backgrounds of the subjects	50
Table 11	An Analysis of Variance and a Multiple Classification Analysis of the peer factors as classified by backgrounds of the subjects	54
Table 12	An Analysis of Variance and a Multiple Classification Analysis of the rearing factors as classified by backgrounds of the subjects	59
Table 13	An Analysis of Variance and a Multiple Classification Analysis of the environmental factors as classified by backgrounds of the subjects	63

CHAPTER I

INTRODUCTION

1.1. Nature and significance of the problem

The most precious resource of a nation is human. The human resource of a nation must be consisting of quality. The human resource that develops a country is adult. The adult is an executive for a nation because he is full of maturity, intelligence, ability and responsibility. An adult has to pass the childhood and adolescence.

There states in the Constitution B.E. 2540 concerning the significance of youths:

Secion 53 “ Children, Juveniles and members of the family have the right of being protected by the state from violence and injustice.

The juveniles without custodian have the right of being taken care and educated from the state as stated in the laws” .

Section 80 “ The state must protect and develop the juveniles, promote the equality between males and females and create and develop the unity of family and strength of community” .

As the present situation of the Thai community, there appears a large amount of problems. Crime, as a major problem of the society, occurs in various forms and developments. Crime is a major obstacle of the development of the country because the state has to support a huge amount of budget for the crime prevention and suppression including the punishment of the offenders to maintain peace for the society.

The crimes found at present consist of various kinds, from petty crimes such as gambling to major crimes such as gang robbery and homicide, are the problems that the state has to solve. Crimes are not only limitedly committed by adults but also by

juveniles, so called delinquency. The juveniles who commit crimes are also punished by the laws.

As the result of present socio-economic situation of the Thai society, it is found that the parents have to work hard to earn their living so they have no enough time to take care of the children and the family and to socialize them. This causes the parents to ignore their children and let their children be led to misconduct and finally to crimes.

The causes of delinquencies as studied by the Central Juvenile and Family Court are of lack of warmth from family, divorce of parents, drunkenness of fathers, gambling of mothers, addictions of parents and broken home. (Pratern Mahakhnat et.al., B.E.2521: 4)

The study of the causation of the delinquencies is a way of prevention and solution of the delinquencies that the agencies both governmental and non-governmental have to give operation in solving the problems after knowing the causes for peace of the society.

The Eastern region has played a role of the center of the major industrialization of the country especially in Choburi, Rayong and Chantaburi provinces (known as the ' Eastern Sea Board'). The industries require a large number of labors that cause a lot of migration to the area of Choburi, Rayong and Chantaburi. Cities, residential sites and entertainment facilities are settled. This study has the aim of study of the cases of the juvenile delinquency concerning properties in the mentioned provinces through the study from the juveniles trained in the training school of the Rayong Observation and Protection Center which adopts the juveniles sentenced of offenses from the juvenile sections of the provincial courts of Choburi and Chantaburi and the Rayong Juvenile and Family Court.

1.2. Objectives of the study

1.2.1. To examine the cause of delinquency against properties of the juveniles.

1.2.2. To examine the factors affecting the cause of delinquency against properties of the juveniles.

1.3. Scope of the study

This study is managed concerning the offense against properties of the juveniles who are trained in the Rayong training school whose age are not more than 18 years old. The subjects are divided into 2 groups; from 8 to 14 years old and from 15 to 18 years old.

1.4. Definitions of terms

Child means the person who ages from 7 and not exceed 14 years old.

Juvenile means the person who ages exceed 14 and not exceed 18 years old, in this study, juveniles refer to the juveniles who are being trained in the Rayong training school under the Central Juvenile and family Court.

Personal backgrounds mean the characters of the juveniles consist of sex, age at the time of offense, education level, income of the family, familial status of the parents, rearing, residential characters, character of property offense, cause of offense and emotional characteristics.

Factors of property offense mean the causes of the offense consist of 6 factors: personal, familial, educational, peer, rearing and environmental factors.

1.5. Variables of the study

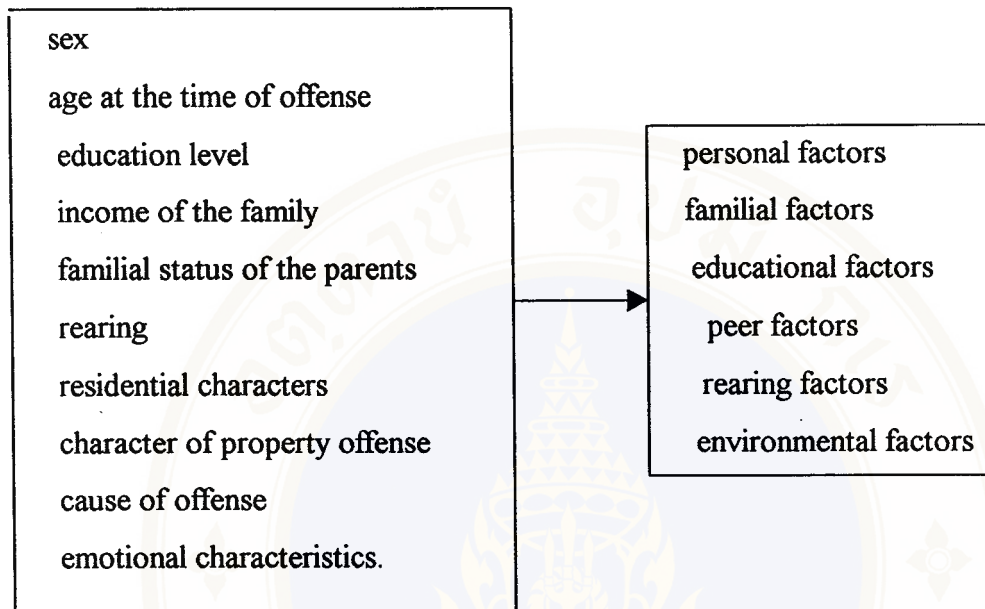
1.5.1. The backgrounds of the juveniles consist of sex, age at the time of offense, education level, income of the family, familial status of the parents, rearing, residential characters, character of property offense, cause of offense and emotional characteristics.

1.5.2. The factors of property offense consist of 6 factors: personal, familial, educational, peer, rearing and environmental factors.

1.6. Variables and level of measurement

Variables	Level of Measurement
Sex	Nominal
Age at time of offense	Interval
Education level	Nominal
Income of family	Interval
Familial status of parents	Nominal
Rearing	Nominal
Residential characters	Nominal
Character of property offense	Nominal
Cause of offense	Nominal
Emotional characteristics	Nominal
Personal factors	Interval
Familial factors	Interval
Educational factors	Interval
Peer factors	Interval
Rearing factors	Interval
Environmental factors	Interval

1.7. Conceptual framework



1.8. Hypotheses of the study

1.8.1. The juveniles with different backgrounds have different personal factors in property offense.

1.8.2. The juveniles with different backgrounds have different familial factors in property offense.

1.8.3. The juveniles with different backgrounds have different educational factors in property offense.

1.8.4. The juveniles with different backgrounds have different peer factors in property offense.

1.8.5. The juveniles with different backgrounds have different rearing factors in property offense.

1.8.6. The juveniles with different backgrounds have different environmental factors in property offense.

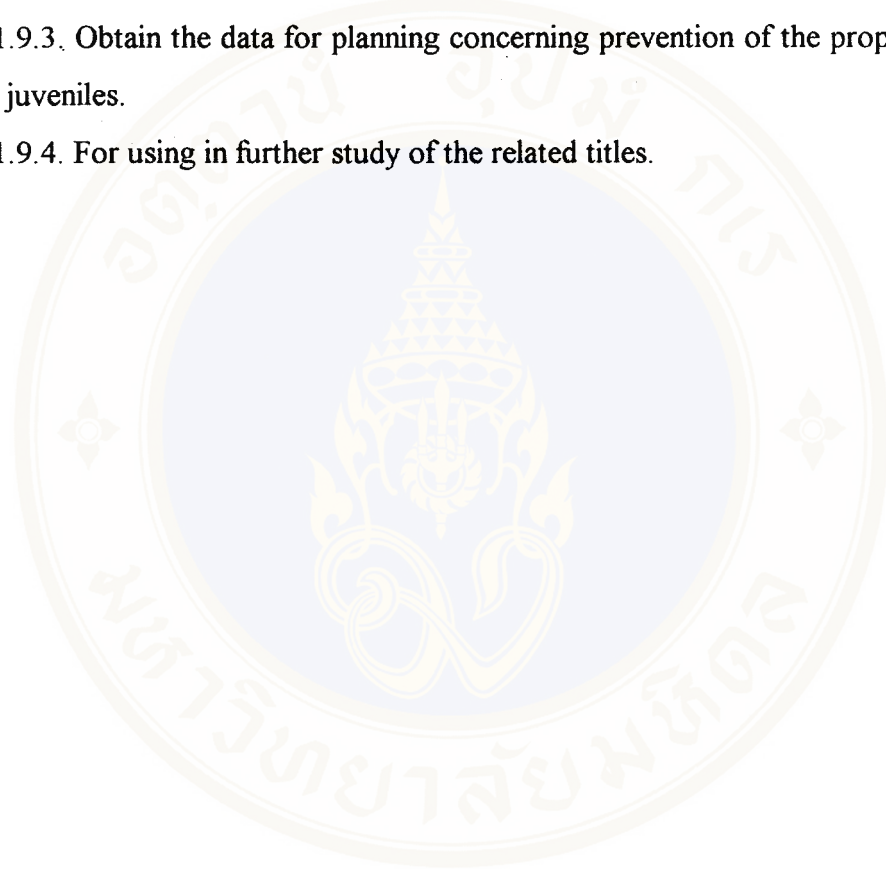
1.9. Benefit of the study

1.9.1. Know the factors of property offense of the juveniles in Rayong, Chantaburi and Cholburi provinces.

1.9.2. Know the causes that affect the factors of property offense of the juveniles in Rayong, Chantaburi and Cholburi provinces.

1.9.3. Obtain the data for planning concerning prevention of the property offense of the juveniles.

1.9.4. For using in further study of the related titles.



CHAPTER II

LITERATURE REVIEW

This chapter is a review of the characteristics of juvenile delinquency, the causes of delinquency and the relevant researches to enhance the readers to understand the nature of juvenile delinquency.

2.1. Juvenile Delinquency

Serin Punnahitanont (B.E. 2527:117) states that juvenile delinquency means specific behavior that conflicts or contrasts to the society and results in social disorderliness both personal and social aspects including the use of social value to consider the performance that whether it is acceptable or not, within the normative and legal frame.

Sucha Chan-em (B.E. 2537:3) states that delinquency means the youths that commit crime including the acts that the laws state that such act is illegal.

Power and Witmer (1951:180) state that the delinquency must be considered within 3 factors as follows:

- a. The severity of the act
- b. The frequency of the act
- c. The attitude of the offenders towards the society or the authority agents

Sutherland and Cressey (1960:8) explain that juvenile delinquency means any act that is assigned to be crime for the adult offenders and must be punished under the law.

Sheldon and Glueck (1964:8) states that any child who does act as offense even only once is juvenile delinquent.

2.2. Juvenile Delinquency Theories

2.2.1. Impairments of Personal Traits or Individual Make-up Theory

This theory states that body structure, intellectual characteristics, emotional factors and any other factors are not the factors that cause the youth to be criminal except that the factors are impaired that a person cannot have relationship to society or environment and is not able to participate in other persons' or other groups' activities. It is only that such impairment that is cause of a person's offense. It is caused by 2 factors: (Supatra Supap, B.E. 2515:69-70)

- a. Biological Defectiveness or physical type that has played part in a person's offense. The physical types are inherited genetically and a person has defectiveness since childhood.
- b. Mental deficiencies that are stressed in relationship between mental deficiencies and a person's offense. Psychiatristas and Psychologists stress that the main cause of offense is mental conflicts and needs that are suppressed including other motivations. So, criminal act is a sign that expresses the compensation.

2.2.2. Psychogenis Theory

Irving Kaufman states that from the experience as being a judge, the causes of juvenile delinquency are:

- a. Lack of custody from parents because of death of parents or brken home or insufficient training that results in hard core mentality.
- b. Sexual development causes unpleasant feeling of suffering.
- c. Selfishness causes suffering.

Most of the juvenile delinquencies come from the broken home families, parental emotional instability, or parental improer conducts. The parents give little care, love and security to their children and have unstable response to the children's needs. The childre

feel that they are lack of love. They have hostile attitude towards the surroundings because they feel that they are looked down by the society. They also have less peer relationship. They are aggressive, narcissistic and anxious. They feel that they never get what they want in their lives.

2.2.3. Theory of Differential Association

Edwin Sutherland states that the ratio of offense depends on the characteristics of association among the persons within group and the way they learn from the group.

The association with group of a person results as the adoption of values and behaviors of other persons as his performance and whether the performance is guilty or not varies as the ratio of association.

The theory states that the good or bad act is the result of the learning of a person from birth to death.

2.2.4. Subculture Theory

Albert Kohen explains that the act of a child may conflict with the act of the adults in the society. The children learn only the their own subculture such as group language, dressing style, hair style or music appreciation. Their subculture may contrast with the attitude of the adults so they have problem in adjustment to the culture of the majority of the society. They tend to fuse together and create their own life style and pattern of behavior that they adopt as a solution for their problems.

Kohen also explains that the subculture of the children does not tend to gain benefit from their act or behavior, but it is a way to express to other groups of children that they are specific or have ability to gain acceptance and appreciation from the group members such as to be gang leader and having a nicked name.

The theory clarifies the behavior of the children that tend to fuse to gang and such behavior is violation to the order and rule of the majority of society. However, this

theory can explain only the behavior of the male delinquents. The female delinquents are not followed as this characteristics.(Prasart Laksila, B.E.2515:83)

Additionally, Kohen (1956:12) also states that the delinquency act is the response to individual problem. If the family has too strict order the children tend to have relation with the persons outside their homes and help each other to create his own way of problem solving, and the pattern of behavior will be heritage from one generation to another.

2.2.5. Containment Theory

The founder of this theory is Walter C. Reckless. The theory emphasizes that the offense will be terminated in case that the control mechanism is high. The external controls are affiliation and relationship with others. The internal controls are self control, logical aspiration, good attitude towards themselves, responsibility, patient to frustration, compension for satisfactions and others. (Gibbon, 1976:95)

Reckless (1971:470-480) also states that there are three components that drive a person to violate the social norms, that are:

- a. Social Pressures consist of social conflicts, familial quarrelsome, disadvantage, lack of educational and occupational opportunity, unequal economic status, social class system and other social injustice.
- b. Social Pulls consist of association with bad guys, participation in offensive groups, suggestion or invitation to offenses and propaganda.
- c. Inner Pushes consist of dissatisfaction, disappointment, stress, hatred, fear, anger, aggression, need of wealth, need of honor, challenge, sudden and strong need, inferiority, anxiety and others.

If the three urges are beyond control mechanism, it results that a person commits violation and be a criminal.

2.2.6. Psychological Theory

Sigmund Freud, the founder of Psychoanalysis, states that the law violators are the ones who perform as control of the crucial instinct (id), lack of consciousness, cultural control and conscience. (Schfer and Knudten, 1970:72)

Freud discriminates the mind into 3 systems as follows:

a. Id. Id is the component of basic needs of human being that contains the sex and aggression needs. They are the foundations of inborn instinct. They are the drives of human behavior according to gratification without reasons.

b. Ego. Ego acts as the control agent of Id for proper manifestation and acceptable to society. Ego is the pull force for the Id and always has conflict with the Id.

c. Superego. The Superego is the component that takes place from social cultural learning and socialization through the teaching of parents and social authorities. The superego is the creative agent of needed social ideal and conscience.

Man is born together with the Id. The Ego and Superego are developed later. The childhood experience and sexual development play important role to growth and life of human. The three systems have to struggle, conflict and adjust to each other. Some unacceptable needs are suppressed by the Ego and the inhibited needs are repressed to the unconscious mind. When the Ego and Superego become weak, the repressed needs rise and the offense may occur.

2.3. Causes of Delinquencies

2.3.1. The personal causes

Prapars Ouychai (B.E. 2516:5-7) states in the research “ The Roles of Juvenile Courts and National Security “ that the personal causes of the juvenile delinquency concern the factors as follows:

1. Genetics or inheritants from parents that cause mental deficiency results in that the juveniles are unable to use mentality to consider or inhibit the pulls to offense.

2. Handicap or disease that may be inborn or occurred later or chronic disease that interfere the physical and mental health of the juveniles. In some cases it causes neurosis and inferiority complex to the juveniles. The juveniles feel inferior and hostile to the environment that results in the behavior in evil act.

3. The mentality state that differs in emotion especially in teenagers that have both physical and psychological changes. The expression may be antisocial and harmful to the others that depends on the physical and mental perfection, disease, including the familial and educational environments.

4. Intelligence and education: Man is born with unequal intelligence and mentality. Some have defect in intelligence, are unable to learn, with memory deficiency, they may be boring of studying and results in school absence. Ones may be roaming and be suggested to commit violation against laws.

5. Instinct is the inborn nature that may lead the juveniles to misconducts.

2.3.2. Familial Causes

Sutherland and Cressy (1955:125) state that family may be the source of offense of the juveniles through 5 relevant processes as follows:

1. The family with improper models that makes the juveniles learn the improper behaviors both directly and indirectly. The attitudes, values or pattern of behaviors that the juveniles learn such as sexual immorality, drunkenness, drug abuse, gambling and other improper behaviors.

2. The familial social class and residence may define the ratio of offense. The juveniles who live in the area with sociopathic persons, the illegal activities and have opportunity to associate with delinquent peers have higher ratio of offense than the ones who live in the area without social problems.



3. Family is the defining agent of the juveniles' esteem. The juveniles will gradually learn that what are the characteristics of the figures of faith. If the juveniles appreciate with the ones who always violate the laws and with closed relationship, they will have more chance to violate the laws.

4. If the atmosphere in the family is unstable, unhappy, unpleasant to live in, the juveniles tend to find compensation outdoors. If the juveniles are suggested by the peers who are offenders, they tend to be delinquents.

5. The family that ignores the juveniles or is unable to teach the juveniles to obey to the laws or over protects the juveniles, will result that the juveniles are self-centered and not accustomed to the social rules and make the juveniles to be delinquents.

Somkid Srisankhom (B.E. 2504:27) states that childhood is the age that is sensitive for warmth, love and protection from the members of the family. If the atmosphere in home and relationship of the family fails to the 'broken home' state, it will make the children be opposition to the society and may lead to delinquency.

2.3.3. Economic Causes

The economic causes that may lead ones to delinquents may be:

1. Community economic status: The ones who live in the community with high economic status, they will have high economic status and living standard. They will get convenience, happiness and normal life. Contrarily, the ones who live in the community with economic decline will be deprived of sufficient facilities, the productivity is not sufficient for life, the economic distribution and taxation are unfair, with decline of purchasing powers. This will impact the ones with low income and the ones with fixed incomes. It will result in change of economic status of the community.

2. Personal economic status: Poverty is the major cause of deprivation and urges man to commit crime against property, or it may be stated that poverty is a cause of crime.

Sutherland states in the 'Principle of Criminology' that " the reason why the rich are not criminals is in two points: one is that the administrative process offers to the rich more than the poor, and two, the laws established are mainly to enforce with the crimes that are frequently committed by the poor".

The crimes committed through the poverty are always concerning with petty property crimes and the ones who commit them are always do it not from actual deprivation or hunger but from jealousy or comparative deprivation. It can be said that the property crime is not raised from deprivation but from dissatisfaction.

2.3.4. Social and environmental Causes

2.3.4.1. The increase of population. The increase of population including the migration from the rural to urban society result in insufficient resource distribution. There are many problems rised from increasing population in the cities such as population poverty, high cost of living, condense community, unemployment, education problem, public health problem, food deprivation, hygeinic service deprivation and so on. A large number of people live in the pressure of poverty, unemployment, lack of education that causes the moral and social problems. Such environment makes it easy to crime occurrence.

2.3.4.2. Schooling. School is a place where the children are trained and socialized. The relationship between teachers and students must be good. The communication between the teachers and the custodians must be established to cooperate that the children are prevented from absence from school.

2.3.4.3. Distance from the juveniles to the religious agents. The religion institution plays a significant role to moralize the children to have good citizenship. The religion agent sometimes can act as a social welfare agent for the children who are deprived.

2.3.4.4. Residential area. Frequent migration may be harmful to the children. The migration causes the children to be lack of custody and from the community with efficient social control to the less efficient one.

2.3.4.5. Entertainment and vice places. The places that may lead the juveniles to illegal acts such as gambling places, prostitution, massage, motels, night clubs and so on are the causes of the offense of the juveniles.

2.3.4.6. Improper adult models. The children take the adults as the models of imitation and identification. If the adults have improper performances such as laziness, rudeness, impoliteness, drunkenness, gambling, drug abuse or violate the laws, the children will do as they perceive and bring to the delinquency.

2.3.4.7. Cultural conflict. The acculturation of western culture and civilization through medias has influence to the perception of the children. The children perceive that the life as western style is modernization and tend to receive it as life style. The luxury of western life style makes the children to be lack of purchasing power and may lead to crime against property.

2.3.4.8. Peer association. Peer group is important to the teenage life. If the juveniles associate with the peers who are not conforming to the rules and are induced to the violation conducts such as gambling, drug abuse, prostitution and drunkenness, they may perform the misconduct such as runaway from home or school. And when they are deprived of money, they may commit the crime against property.

2.3.4.9. Mass medias. The mass medias such as radio, television, cinema, newspapers, novel, magazines and audio-visual programs may either give knowledge and entertainment to the juveniles or suggest the improper examples to the juveniles. There are many criminal cases that the offenders declare that they imitate the behavior and technique from the mass medias.

2.4. Relevant researches.

Rampung Srivichian (B.E.2506) studies the causes of the crime against property of the juveniles proceeded in the Central Juvenile Court and found that Most of the juvenile offenders come from the families that have parents or custodians who ignore the training and the families are 'broken-home'.

Renu Chaokasem (B.E.2506) studies the causes of the crimes committed by the juveniles and found that the crime committed most is crime against property, and the causes are improper socialization, broken home, association with bad persons and unemployment.

Thatpong Soontornpipit (B.E.2518) studies the prevention of fundamental crimes in juveniles and found that the offense is developed from emotional problems such as emotional instability as impulsive and apathy or from improper previous conducts as aggression and school absence.

Pornpen Pechsuksiri (B.E.2523) studies the simulation model of expectation on the factors affecting the juvenile delinquency and found that the juvenile offenders have low educated parents, wage owner parents, have several families in the single household. Most of them live in the slum areas with low incomes and quarrelsome. The offenders have negative attitude towards the families and prefer to associate with delinquents. They have tendency to oppose the laws, are brought up under deprivation of love with high control and low reasoning.

CHAPTER III

METHODOLOGY

3.1 Population and Samples

The population of this study is the juveniles who commit crimes against properties in Choburi, Rayong nad Chantaburi provinces and being trained in the Rayong Training School of the Rayong Observation and Protection Center Under the control of Central Juvenile and Family Court.

The samples are 195 juveniles who are sentenced of the offenses against properties and are being trained in the Rayong Training School in the Rayong Observation and Protection Center.

3.2 Instrument of the Study

The instrument used for collection of the data in this study is questionnaire, by these steps.

3.2.1 Questionnaire development process by review of literature for the variables, measurement and construct questionnaire.

3.2.2 Questionnaire consists of the sections as follows:

3.2.2.1. The first section is composed of personal backgrounds information as sex, age at the time of offense, education level, income of the family, familial status of the parents, rearing, residential characters, character of property offense, cause of offense and emotional characteristics.

3.2.2.2. The second section is the part for personal factors of the crime against property.

3.2.2.3. The third section is the part for familial factors of the crime against property.

3.2.2.4. The fourth section is the part for educational factors of the crime against property.

3.2.2.5. The fifth section is the part for peer factors of the crime against property.

3.2.2.6. The sixth section is the part for rearing factors of the crime against property.

3.2.2.7. The seventh section is the part for environmental factors of the crime against property.

3.2.3 Take the questionnaire for a tryout after the improvement and correction done according to the expert' s recommendation.

3.2.4 Analyze the returned tryout questionnaire for the reliability by use with 30 similar juveniles in the Central Observation and Protection Center.

3.2.5 Bring the data to find out coefficient alpha. The accepted alpha coefficient is .80.

3.2.6 Rewriting of the questionnaire from coefficient alpha analysis. Recheck again and collect data.

3.3. Analysis of Data

1. Coding of the questionnaires and saved in computer.
2. Analyze the codes of questionnaire through the Statistical Package for the Social Sciences (SPSS PC+)
3. Analyze basic data and analyze statistics.

3.4. Scoring of the data

For the data of the factors of the property offense, the scores are managed as follows:

For the negative aspect data:

Strongly agree = 5

Agree = 4

Uncertain = 3

Disagree = 2

Strongly disagree = 1

For the positive aspect data:

Strongly agree = 1

Agree = 2

Uncertain = 3

Disagree = 4

Strongly disagree = 5

The criteria used for the means factors are:

1.00 – 1.80 = very low

1.81 – 2.60 = low

2.61 – 3.40 = moderate

3.41 – 4.20 = high

4.21 – 5.00 = very high

3.5 Statistics Used

1. Percentage
2. Means
3. Standard Deviation
4. Analysis of Variance and Multiple Classification Analysis.

CHAPTER IV

RESULTS

The results of the study are presented in 8 sections as follows:

- 4.1. The backgrounds of the subjects
- 4.2. The personal factors of the crime against property of the subjects
- 4.3. The familial factors of the crime against property of the subjects
- 4.4. The educational factors of the crime against property of the subjects
- 4.5. The peer factors of the crime against property of the subjects
- 4.6. The rearing factors of the crime against property of the subjects
- 4.7. The environmental factors of the crime against property of the subjects
- 4.8. Hypothesis Testing

4.1. The backgrounds of the subjects (Table 1)

4.1.1. The subjects are males for 89.2% and females for 10.8%.

4.1.2. The subjects' ages at the time of offense are not exceeded 14 years old for 16.4% and exceeded 14 years old for 83.6%. The average age of the subjects at the time of offense is 15.86 years.

4.1.3. The subjects have no education for 4.6%, primary school education for 41.0%, first secondary school education for 49.7%, late secondary school education for 3.6% and vocational school education for 1.0%.

4.1.4. The subjects have income of the family not exceed 5,000 baht for 57.9%, between 5,001 – 10,000 baht for 30.8%, between 10,001 – 15,000 baht for 4.6% and exceed 15,000 baht for 6.7%. The average income of the family of the subjects is 6,733.33 baht.

4.1.5. The subjects have parents live together for 39.5%, separated for 16.4%, live with father (divorced) for 3.6%, live with mother (divorced) for 8.7%, live with father (mother died) for 5.1%, live with mother (father died) for 14.9% and live with other custodians for 11.8%.

4.1.6. The subjects have raising with love for 38.5%, with control for 11.8%, with reasoning for 45.1% and with punishment for 4.6%.

4.1.7. The subjects live in the dense areas for 6.2%, in private village for 14.4%, in entertainment places for 5.1%, in areas of narcotics commerce for 9.7%, in rural areas for 43.1%, in commercial areas for 8.7%, in industrial areas for 5.6%, no exact residence for 3.6% and others for 3.6%.

4.1.8. The subjects commit theft for 85.1%, snatching for 1.0%, gang robbery for 9.2%, fraud for 1.0% and misappropriation for 3.6%.

4.1.9. The subjects commit crime against property because of familial poverty for 18.5%, needs for 25.6%, gambling debt for 2.6%, narcotics expense for 35.4% and others for 17.9%.

4.1.10. The subjects are impulsive for 67.2%, revengeful for 3.6%, apathy for 19.0%, planning ahead for 5.6% and miscellaneous for 4.6%.

Table 1 Number and percentage of the subjects as classified by the backgrounds

	Number	Percentage
	195	(100.0)
1.1. Sex		
Male	174	89.2
Female	21	10.8
1.2. Age at the time of offense		
Not exceed 14 years old	32	16.4
Exceed 14 years old	163	83.6

Average age = 15.86 years Standard Deviation = 1.44 years

1.3. Education level

No education	9	4.6
Primary school	80	41.0
First secondary school	97	49.7
Late secondary school	7	3.6
Vocational school	2	1.0

1.4. Income of the family

Not exceed 5,000 baht	113	57.9
5,001 – 10,000 baht	60	30.8
10,001 – 15, 000 baht	9	4.6
Exceed 15,000 baht	13	6.7

Average income = 6,733.33 baht Standard Deviation = 6,771.50 baht

1.5. Familial status of the parents

Live together	77	39.5
Separated	32	16.4
Live with father (Divorced)	7	3.6
Live with mother (Divorced)	17	8.7
Live with father (Mother died)	10	5.1
Live with mother (Father died)	29	14.9
Live with other custodians	23	11.8

1.6. Rearing

Love	75	38.5
Control	23	11.8
Reasoning	88	45.1
Punishment	9	4.6

1.7. Residential characters

Dense areas	12	6.2
Private village	28	14.4
Entertainment places	10	5.1
Areas of narcotics commerce	19	9.7
Rural	84	43.1
Commercial areas	17	8.7
Industrial areas	11	5.6
No exact residence	7	3.6
Others	7	3.6

1.8. Characters of property offense

Theft	166	85.1
Snatching	2	1.0
Gang robbery	18	9.2
Fraud	2	1.0
Misappropriation	7	3.6

1.9. Cause of offense

Familial poverty	36	18.5
Needs	50	25.6
Gambling debt	5	2.6
Narcotics expense	69	35.4
Others	35	17.9

1.10. Emotional characteristics

Impulsive	131	67.2
Revengeful	7	3.6
Apathy	37	19.0
Planning ahead	11	5.6
Miscellaneous	9	4.6

4.2. The personal factors of the crime against property of the subjects (Table 2)

The personal factor to crime against property of the subjects is at low degree. (mean = 2.54)

4.2.1. The subjects have factor of that the offense is an ordinary act for a childish teenager at moderate degree. (mean = 3.28)

4.2.2. The subjects have factor of that they have strong emotion that they cannot control their impulsiveness and have to offend at low degree. (mean = 2.55)

4.2.3. The subjects have factor of that they always feel lonely and lack of anyone to care for them so they must offend to get attention at low degree. (mean = 2.35)

4.2.4. The subjects have factor of that they feel that they have inferiority complex so they must offend to get superiority at low degree. (mean = 2.31)

4.2.5. The subjects have factor that they feel that they offend under innocence and they think that their doing is not an offense at moderate degree. (mean = 3.10)

4.2.6. The subjects have factor that they feel that they you are uneducated and lack of schooling so they offend at low degree. (mean = 2.08)

4.2.7. The subjects have factor that they commit crime to revenge someone that hurt or mistreat them at low degree. (mean = 2.36)

4.2.8. The subjects have factor that they want to show their friends that they are brave ones at low degree. (mean = 2.38)

4.2.9. The subjects have factor that they offend because they feel that life is uncertain and life depends on faith at moderate degree. (mean = 2.88)

4.2.10. The subjects have factor that they are threatened to commit crime by someone at low degree. (mean=2.09)

Table 2 Percentage of the subjects as classified by the personal factors

Personal factors of the crime against property (Mean = 2.54)	Strongly disagree %	Disagree %	Uncertain %	Agree %	Strongly agree %	Mean
2.1. The offense that you commit is an ordinary act for a childish teenager.	11.3	43.1	15.4	22.6	7.7	3.28
2.2. You always have strong emotion that you cannot control your impulsiveness and have to offend.	5.1	20.5	14.9	43.6	15.9	2.55
2.3. You always feel lonely and lack of anyone to care for you so you must offend to get attention.	7.7	13.3	10.3	44.1	24.6	2.35
2.4. You feel that you have inferiority complex so you must offend to get superiority.	6.2	13.8	12.8	39.5	27.7	2.31
2.5. You feel that you offend under innocence and you think that your doing is not an offense.	6.7	27.7	24.1	32.3	9.2	3.10
2.6. You feel that you are uneducated and lack of schooling so you offend.	4.1	10.8	9.2	41.0	34.9	2.08

2.7. You commit crime to revenge someone that hurt or mistreat you.	6.7	15.4	11.3	40.5	26.2	2.36
2.8. You want to show your friends that you are a brave one.	4.1	14.9	20.0	36.9	24.1	2.38
2.9. You offend because you feel that life is uncertain and life depends on faith.	13.3	25.1	11.3	36.4	13.8	2.88
2.10. You are threatened to commit crime by someone.	3.1	10.8	12.3	39.5	34.4	2.09

4.3. The familial factors of the crime against property of the subjects (Table 3)

The familial factor to the crime against property of the subjects is at moderate degree. (mean = 2.93)

4.3.1. The subjects have factor that quarrelling is quite ordinary for the people who live in their household at moderate degree. (mean = 2.97)

4.3.2. The subjects have factor that they themselves always quarrel with their parents or custodians at moderate degree. (mean = 2.71)

4.3.3. The subjects have factor that their parents or custodians always conflict with the people in their household at low degree. (mean = 2.53)

4.3.4. The subjects have factor that their parents always worry about themselves at high degree. (mean = 3.43)

4.3.5. The subjects have factor that their parents always worry about the familial income and expense at moderate degree. (mean = 3.39)

4.3.6. The subjects have factor that when their parents have misunderstanding, they always blame and punish them at low degree. (mean = 2.40)

4.3.7. The subjects have factor that their parents always quarrel about the conduct of each other at low degree. (mean = 2.35)

4.3.8. The subjects have factor that when they feel unhappy they always get out from home for it makes them feel relieved at moderate degree. (mean = 3.34)

4.3.9. The subjects have factor that their parents always suffer about the conduct of their sibling at moderate degree. (mean = 2.84)

4.3.10. The subjects have factor that they feel that they are lucky for not to worry or have problems like other ones at moderate degree. (mean = 3.33)

Table 3 Percentage of the subjects as classified by the familial factors

Familial factors of the crime against property (Mean = 2.93)	Strongly disagree %	Disagree %	Uncertain %	Agree %	Strongly agree %	Mean
3.1. Quarrelling is quite ordinary for the people who live in your household.	6.7	31.8	21.5	32.3	7.7	2.97
3.2. You yourself always quarrel with your parents or custodians.	5.1	27.7	19.0	29.7	18.5	2.71
3.3. Yourr parents or custodians always conflict with the people in your household.	6.2	20.0	15.4	37.4	21.0	2.53
3.4. Your parents always worry about yourself.	19.5	38.5	13.8	22.1	6.2	3.43

3.5. Your parents always worry about the familial income and expense.	14.9	44.1	13.3	21.0	6.7	3.39
3.6. When Your parents have misunderstanding, they always blame and punish you.	5.6	14.9	16.9	39.0	23.6	2.40
3.7. Your parents always quarrel about the conduct of each other.	7.7	17.4	10.8	30.3	33.8	2.35
3.8. When you feel unhappy you always get out from home for it makes you feel relieved.	24.1	30.3	10.3	26.2	9.2	3.34
3.9. Your parents always suffer about the conduct of your sibling.	5.1	31.3	18.5	32.3	12.8	2.84
3.10. You feel that you are lucky for not to worry or have problems like other ones.	7.7	15.4	28.2	33.8	14.9	3.33

4.4. The educational factors of the crime against property of the subjects (Table 4)

The educational factor to the crime against property of the subjects is at low degree. (mean = 2.59)

4.4.1. The subjects have factor that it is not necessary to have high education to have an occupation at moderate degree. (mean = 3.26)

4.4.2. The subjects have factor that they need to finish primary school and that is enough for them at low degree. (mean = 2.43)

4.4.3. The subjects have factor that they do not want to study higher for they know that they are lack of intellectual ability at low degree. (mean = 2.54)

4.4.4. The subjects have factor that they have expected to study higher than their relatives at low degree. (mean = 2.31)

4.4.5. The subjects have factor that they do not want to study further for they do not have enough effort at moderate degree. (mean = 2.90)

4.4.6. The subjects have factor that they try to get higher study by doing some extra job at moderate degree. (mean = 2.80)

4.4.7. The subjects have factor that they wish to study as high as their parents at low degree. (mean = 2.50)

4.4.8. The subjects have factor that they expect to study abroad at high degree. (mean = 3.48)

4.4.9. The subjects have factor that for them the higher study is not good for it has so much expense at moderate degree. (mean = 2.64)

4.4.10. The subjects have factor that they prefer to have much money to higher study at moderate degree. (mean = 2.77)

4.4.11. The subjects have factor that the school they enter gives them much knowledge at low degree. (mean = 2.11)

4.4.12. The subjects have factor that the atmosphere of their previous school makes them behave badly at low degree. (mean = 2.23)

4.4.13. The subjects have factor that they gain more knowledge from other sources than their school at low degree. (mean = 2.59)

4.4.14. The subjects have factor that at their school, the teachers lack intention to teach at low degree. ((mean = 2.34)

4.4.15. The subjects have factor that their school has too much detail regulations so they cannot do at high degree. (mean = 2.83)

4.4.16. The subjects have factor that their school takes care of the children equally at low degree. (mean = 2.41)

4.4.17. The subjects have factor that their school needs too frequent donations from the students and custodians at low degree. (mean = 2.52)

4.4.18. The subjects have factor that they have pride of their school when they hear someone mention about at low degree. (mean = 2.36)

4.4.19. The subjects have factor that they do not want any of their relatives or friends to study in their school at low degree. (mean = 2.37)

4.4.20. The subjects have factor that their school makes them suffer and gives them pain at low degree. (mean = 2.46)

Table 4 Percentage of the subjects as classified by the educational factors

Educational factors of the crime against property (Mean = 2.59)	Strongly disagree %	Disagree %	Uncertain %	Agree %	Strongly agree %	Mean
4.1. It is not necessary to have high education to have an occupation.	13.3	41.5	12.3	23.6	9.2	3.26
4.2. You need to finish primary school and that is enough for you.	3.1	21.5	10.3	45.6	19.5	2.43
4.3. You do not want to study higher for you know that you are lack of intellectual ability.	6.7	19.0	16.4	37.4	20.5	2.54
4.4. You have expected to study higher than your relatives.	22.6	44.6	16.4	12.3	4.1	2.31

4.5. You do not want to study further for you do not have enough effort.	5.6	32.8	19.5	30.3	11.8	2.90
4.6. You try to get higher study by doing some extra job.	9.7	33.3	28.2	24.6	4.1	2.80
4.7. You wish to study as high as your parents.	6.2	13.3	20.0	45.6	14.9	2.50
4.8. You expect to study abroad.	6.2	14.9	24.1	24.4	20.5	3.48
4.9. For you the higher study is not good for it has so much expense.	2.1	24.1	22.1	39.0	12.8	2.64
4.10. You prefer to have much money to higher study.	6.7	21.5	25.6	34.4	11.8	2.77
4.11. The school you enter gives you much knowledge.	29.7	45.1	13.8	7.2	4.1	2.11
4.12. The atmosphere of your previous school makes you behave badly.	4.6	11.8	14.4	40.0	29.2	2.23
4.13. You gain more knowledge from other sources than your school.	5.6	20.0	14.9	46.7	12.8	2.59
4.14. At your school, the teachers lack intention to teach.	4.1	15.4	14.9	42.1	23.6	2.34

4.15. Your school has too much detail regulations so you cannot do.	5.1	25.1	25.6	35.9	8.2	2.83
4.16. Your school takes care of the children equally.	22.1	43.6	12.3	15.4	6.7	2.41
4.17. Your school need too frequent donations from the students and custodians.	6.2	15.4	21.5	38.5	18.5	2.52
4.18. You have pride of your school when you hear someone mention about.	22.1	38.5	24.1	12.3	3.1	2.36
4.19. You do not want any of your relatives or friends to study in your school.	5.1	15.9	13.3	42.1	23.6	2.37
4.20. Your school makes you suffer and gives you pain.	4.6	21.5	13.8	34.9	25.1	2.46

4.5. The peer factors of the crime against property of the subjects (Table 5)

The peer factor to the crime against property of the subjects is at moderate degree. (mean = 2.80)

4.5.1. The subjects have factor that they commit crime because their peers induce them at moderate degree. (mean = 3.10)

4.5.2. The subjects have factor that they prefer joining in their peer group so they commit crime at low degree. (mean = 2.45)



4.5.3. The subjects have factor that they find that their peers commit crime against property for they can survive in the society at low degree. (mean = 2.51)

4.5.4. The subjects have factor that they find that most of their peers commit crime but they never get arrested at moderate degree. (mean =2.72)

4.5.5. The subjects have factor that they are always appreciated by their peers at moderate degree. (mean = 2.98)

4.5.6. The subjects have factor that they always join gambling with their peers at moderate degree. (mean = 2.65)

4.5.7. The subjects have factor that they always join their peers who do commit crime at moderate degree. (mean = 2.72)

4.5.8. The subjects have factor that they enjoy going to entertainment places at nighttime at moderate degree. (mean = 3.04)

4.5.9. The subjects have factor that they prefer drinking alcohol with their peers at moderate degree. (mean = 2.99)

4.5.10. The subjects have factor that their peers always lead them to be absent from school at moderate degree. (mean = 2.82)

Table 5 Percentage of the subjects as classified by the peer factors

Peer factors of the crime against property (Mean = 2.80)	Strongly disagree %	Disagree %	Uncertain %	Agree %	Strongly agree %	Mean
5.1. You commit crime because your peers induce you.	15.4	28.7	15.4	31.3	9.2	3.10
5.2. You prefer joining in your peer group so you commit crime.	6.7	19.5	9.7	40.5	23.6	2.45

5.3. You find that your peers commit crime against property for they can survive in the society.	4.1	21.5	15.9	38.5	20.0	2.51
5.4. You find that most of your peers commit crime but they never get arrested.	7.7	22.1	21.0	33.3	15.9	2.72
5.5. You are always appreciated by your peers.	8.2	25.1	31.3	27.2	8.2	2.98
5.6. You always join gambling with your peers.	5.1	23.6	19.5	34.9	16.9	2.65
5.7. You always join your peers who do commit crime.	9.2	23.1	16.4	33.3	17.9	2.72
5.8. You enjoy going to entertainment places at nighttime.	13.8	30.8	16.4	23.6	15.4	3.04
5.9. You prefer drinking alcohol with your peers.	10.8	29.7	20.0	26.7	12.8	2.99
5.10. Your peers always lead you to be absent from school.	8.2	29.2	15.9	29.7	16.9	2.82

4.6. The rearing factors of the crime against property of the subjects (Table 6)

The rearing factor to the crime against property of the subjects is at low degree. (mean = 2.47)

4.6.1. The subjects have factor that their parents always question them whenever they arrive home late at low degree. (mean = 2.13)

4.6.2. The subjects have factor that their parents always teach them and give the advice when they have mistakes at low degree. (mean = 2.06)

4.6.3. The subjects have factor that their parents always encourage them when they do anything good at low degree. (mean = 2.16)

4.6.4. The subjects have factor that their parents always give them any appropriate things when they need at low degree. (mean = 2.59)

4.6.5. The subjects have factor that they can consult their parents when they have problems at low degree. (mean = 2.45)

4.6.6. The subjects have factor that when they make mistake, their parents always punish them without need of reason at moderate degree. (mean = 2.63)

4.6.7. The subjects have factor that their parents give them a chance to have opinions in the family at low degree. (mean = 2.54)

4.6.8. The subjects have factor that their parents take care of them closely when they get sick at low degree. (mean = 2.26)

4.6.9. The subjects have factor that their parents have enough time to look after them at low degree. (mean = 2.57)

4.6.10. The subjects have factor that whenever they need to do something they always have to ask for permission from their parents at moderate degree.

Table 6 Percentage of the subjects as classified by the rearing factors

Rearing factors of the crime against property (Mean = 2.47)	Strongly disagree %	Disagree %	Uncertain %	Agree %	Strongly agree %	Mean
6.1. Your parents always question you whenever you arrive home late.	26.7	49.7	10.3	10.3	3.1	2.13
6.2. Your parents always teach you and give you advice when you have mistake.	36.4	42.6	4.6	11.8	4.6	2.06
6.3. Your parents always encourage you when you do anything good.	28.7	44.1	12.8	11.3	3.1	2.16
6.4. Your parents always give you any appropriate things when you need.	14.4	44.6	15.4	18.5	7.2	2.59
6.5. You can consult your parents when you have problems.	17.9	46.2	15.9	13.3	6.7	2.45
6.6. When you make mistake, your parents always punish you without need of reason.	9.2	21.0	12.8	37.4	19.5	2.63
6.7. Your parents give you a chance to have opinions in the family.	14.4	42.1	24.6	12.8	6.2	2.54

6.8. Your parents take care of you closely when you get sick.	24.6	47.2	10.8	12.8	4.6	2.26
6.9. Your parents have enough time to look after you.	16.4	42.6	16.4	16.9	7.7	2.57
6.10. Whenever you need to do something you always have to ask for permission from your parents.	18.5	32.8	21.0	19.0	8.7	3.33

4.7. The environmental factors of the crime against property of the subjects (Table 7)

The environmental factor to the crime against property of the subjects is at moderate degree. (mean = 2.89)

4.7.1. The subjects have factor that their surrounding is dense area and it leads them to offend at moderate degree. (mean = 2.80)

4.7.2. The subjects have factor that their surrounding is full of narcotics and it leads the to offend at moderate degree. (mean = 3.02)

4.7.3. The subjects have factor that their surrounding is entertainment place and it leads them to offend at moderate degree. (mean = 2.97)

4.7.4. The subjects have factor that if their surrounding is good, it can bring them out of offensive behavior at low degree. (mean = 2.56)

4.7.5. The subjects have factor that their surrounding is commercial place and it arouses their need of high income at moderate degree. (mean = 3.01)

4.7.6. The subjects have factor that there are a lot of offenses in the dense area and they imitate because they find that most offenders are not arrested at moderate degree. (mean = 2.71)

4.7.7. The subjects have factor that their surrounding is rural society and it brings them out of offense at moderate degree. (mean = 3.23)

4.7.8. The subjects have factor that their surrounding is full of teenage offenders and it makes them to join them at moderate degree. (mean = 2.98)

4.7.9. The subjects have factor that their residential area has offenders live nearby at low degree. (mean = 2.55)

4.7.10. The subjects have factor that their residential area has no governmental agency to take care or to advise at moderate degree. (mean = 3.06)

Table 7 Percentage of the subjects as classified by the environmental factors

Environmental factors of the crime against property (Mean = 2.89)	Strongly disagree %	Disagree %	Uncertain %	Agree %	Strongly agree %	Mean
7.1. Your surrounding is dense area and it leads you to offend.	8.7	22.6	19.5	38.5	10.8	2.80
7.2. Your surrounding is full of narcotics and it leads you to offend.	9.2	37.4	13.3	26.2	13.8	3.02
7.3. Your surrounding is entertainment place and it leads you to offend.	8.2	33.8	14.4	34.4	9.2	2.97
7.4. If your surrounding is good, it can bring you out of offensive behavior.	14.9	42.6	19.5	17.9	5.1	2.56

7.5. Your surrounding is commercial place and it arouses your need of high income.	7.2	33.3	20.0	32.3	7.2	3.01
7.6. There are a lot of offenses in the dense area and you imitate because you find that most offenders are not arrested.	5.1	26.2	19.5	33.3	15.9	2.71
7.7. Your surrounding is rural society and it brings you out of offense.	10.3	36.4	25.6	21.0	6.7	3.23
7.8. Your surrounding is full of teenage offenders and it makes you to join them.	7.2	37.4	15.9	25.6	13.8	2.98
7.9. Your residential area has offenders live nearby.	4.6	21.0	15.4	42.6	16.4	2.55
7.10. Your residential area has no governmental agency to take care or to advise.	8.7	36.9	61.5	28.7	9.7	3.06

4.8. Hypothesis Testing

4.8.1. Hypothesis I “The juveniles with different backgrounds have different personal factors in property offense”

According to the analysis of variance and the multiple classification analysis of the personal factors in property offense (Table 8), it is found that the juveniles with no education have highest degree of the personal factors in property offense (mean = 2.668), The lower are the the ones with primary school education (mean = 2.638), the ones with first secondary school education (mean = 2.498), the ones with late secondary school education (mean = 2.008) and the lowest are the ones with vocational school education (mean = 1.798). The education level has a relationship of 25% to the personal factors in property offense (Beta = .25).

The background variables altogether have a relationship of 41.9% to the personal factors (Multiple R = .419) and altogether have a power of 17.5% in prediction of the personal factors in property offense (Multiple R Squared = .175).

Accept Hypothesis I

Table 8 Analysis of variance and multiple classification analysis of the personal factors as classified by backgrounds of the subjects

Source of Variation	Sum of Squares	DF	Mean Square	F	Signif of F
Main Effects					
Sex	.011	1	.011	.033	.885
Age at time of offense	1.043	1	1.043	3.044	.083
Education level	3.503	4	.876	2.556	.041*
Income of the family	.925	3	.308	.900	.443
Familial status of the parents	.972	4	.243	.709	.587
Rearing	1.258	3	.419	1.223	.303
Residential character	.808	7	.115	.337	.936
Characters of property offense	.392	2	.196	.572	.566
Cause of offense	1.387	4	.347	1.012	.403
Emotional Characteristics	.809	4	.202	.590	.670
Explained	11.733	33	.356	1.038	.422
Residual	55.166	161	.343		
Total	66.899	194	.345		

Grand Mean = 2.538

Variable + Category	N	Unadjusted		Adjusted for Independents	
		Dev'n	Eta	Dev'n	Beta
Sex					
Male	174	.00		.00	
Female	21	-.01		.02	
			.01		.01

Age at the time of offense

Not exceed 14 years old	32	-.14	-.19
Exceed 14 years old	163	.03	.04
			.11
			.14

Education level

No education	9	.16	.13
Primary school	80	.09	.10
First secondary school	97	-.05	-.04
Late secondary school	7	-.38	-.53
Vocational school	2	-.54	-.74
			.20
			.25

Income of the family

Not exceed 5,000 baht	113	.02	.02
5,001 – 10,000 baht	60	-.02	-.02
10,001 – 15, 000 baht	9	-.39	-.32
Exceed 15,000 baht	13	.15	.12
			.16
			.13

Familial status of the parents

Live together	77	.04	.07
Separated	32	-.09	-.12
Live with father or mother (Divorced)	24	.13	.07
Live with father or mother (Either one died)	39	-.04	-.08
Live with other custodians	23	-.08	.00
			.12
			.13

Rearing			
Love	75	-.06	-.07
Control	23	.20	.22
Reasoning	88	.00	.01
Punishment	9	-.03	-.07
		.13	.15
Residential characters			
Dense areas	12	.19	.05
Private village	28	.07	.07
Entertainment places	10	-.03	-.14
Areas of narcotics commerce	19	.20	.15
Rural	84	-.06	-.04
Commercial areas	17	-.03	-.01
Industrial areas	11	-.12	-.02
No exact residence and others	14	-.09	.00
		.17	.12
Characters of property offense			
Theft	166	-.02	-.02
Snatching and gang robbery	20	.06	.13
Fraud and misappropriation	9	.17	.07
		.08	.08
Cause of offense			
Familial poverty	36	-.17	-.12
Needs	50	-.06	-.08
Gambling debt	5	.18	.16
Narcotics expense	69	.13	.10
Others	35	-.02	.03
		.20	.16

Emotional characteristics			
Impulsive	131	-.02	-.04
Revengeful	7	.20	.20
Apathy	37	.04	.02
Planning ahead	11	-.05	.05
Others	9	.02	.23
			.08
Multiple R Squared			.12
Multiple R			.175
			.419

4.8.2. Hypothesis II “The juveniles with different backgrounds have different familial factors in property offense”

According to the analysis of variance and the multiple classification analysis of the familial factors in property offense (Table 9), it is found that;

4.8.2.1. The juveniles with age exceed 14 years old at the time of offense have higher familial factors in property offense (mean = 3.079) than the ones with age not exceed 14 years old at the time of offense (mean = 2.719). The age at time of offense has a relationship of 15% to the familial factors in property offense (Beta = .15).

4.8.2.2. The juveniles with income of the family exceed 15,000 baht have highest familial factors in property offense (mean = 3.289), the lower are the ones not exceed 10,000 baht (mean = 2.939) and the ones who have between 10,001 – 15,000 baht have lowest familial factors (mean = 2.229). The income of the family has a relationship of 29% to the familial factors in property offense (Beta = .29).

The background variables altogether have a relationship of 51.1% to the familial factors (Multiple R = .511) and altogether have a power of 26.1% in prediction of the familial factors in property offense (Multiple R Squared = .261).

Accept Hypothesis II

Table 9 Analysis of variance and multiple classification analysis of the familial factors as classified by backgrounds of the subjects

Source of Variation	Sum of Squares	DF	Mean Square	F	Signif of F
Main Effects					
Sex	.879	1	.879	2.644	.106
Age at time of offense	1.361	1	1.361	4.097	.045*
Education level	.216	4	.054	.162	.957
Income of the family	4.940	3	1.647	4.955	.003*
Familial status of the parents	.808	4	.202	.608	.657
Rearing	2.647	3	.882	2.655	.050
Residential character	3.498	7	.500	1.504	.169
Characters of property offense	.210	2	.105	.316	.729
Cause of offense	.602	4	.151	.453	.770
Emotional Characteristics	2.244	4	.561	1.688	.155
Explained	18.860	33	.572	1.720	.015
Residual	53.503	161	.332		
Total	72.363	194	.373		

Grand Mean = 2.929

Variable + Category	N	Unadjusted		Adjusted for Independents	
		Dev'n	Eta	Dev'n	Beta
Sex					
Male	174	-.03		-.03	
Female	21	.22		.22	
			.13		.12

Age at the time of offense			
Not exceed 14 years old	32	-.23	-.21
Exceed 14 years old	163	.04	.04
		.16	.15
Education level			
No education	9	.09	.11
Primary school	80	.00	-.04
First secondary school	97	-.01	.02
Late secondary school	7	.03	.00
Vocational school	2	.02	-.06
		.04	.06
Income of the family			
Not exceed 5,000 baht	113	-.02	.01
5,001 – 10,000 baht	60	.04	.01
10,001 – 15,000 baht	9	-.55	-.70
Exceed 15,000 baht	13	.37	.36
		.25	.29
Familial status of the parents			
Live together	77	-.06	-.07
Separated	32	.01	.00
Live with father or mother (Divorced)	24	.11	.15
Live with father or mother (Either one died)	39	.08	.03
Live with other custodians	23	-.07	.04
		.11	.21

Rearing

Love	75	-.05	.01
Control	23	.29	.25
Reasoning	88	-.01	-.03
Punishment	9	-.25	-.44

.19 .21

Residential characters

Dense areas	12	.03	-.12
Private village	28	.17	.16
Entertainment places	10	.34	.23
Areas of narcotics commerce	19	.28	.22
Rural	84	-.13	-.10
Commercial areas	17	.04	.09
Industrial areas	11	-.33	-.27
No exact residence and others	14	.00	-.02

.29 .24

Characters of property offense

Theft	166	.01	.01
Snatching and gang robbery	20	-.07	.01
Fraud and misappropriation	9	-.05	-.17

.04 .06

Cause of offense

Familial poverty	36	-.14	-.05
Needs	50	-.02	-.04
Gambling debt	5	.25	-.12
Narcotics expense	69	.05	.01
Others	35	.02	.11

.13 .10

Emotional characteristics

Impulsive	131	-.04	-.03
Revengeful	7	.40	.61
Apathy	37	.08	.04
Planning ahead	11	-.05	-.12
Others	9	.00	-.06
			.15
Multiple R Squared			.20
Multiple R			.261
			.511

4.8.3. Hypothesis III “The juveniles with different backgrounds have different educational factors in property offense”

According to the analysis of variance and the multiple classification analysis of the educational factors in property offense (Table 10), it is found that;

4.8.3.1. The juveniles with no education have highest degree of the familial factors in property offense (mean = 3.022), The lower are the the ones with primary school education (mean = 2.632), the ones with first secondary school education (mean = 2.542), the ones with late secondary school education (mean = 2.452) and the lowest are the ones with vocational school education (mean = 1.932). The education level has a relationship of 27% to the educational factors in property offense (Beta = .27).

4.8.3.2. The juveniles who live with other custodians have highest educational factors in property offense (mean = 2.832), the lower are the ones whose either of the parents died (mean = 2.682), the ones whose parents divorced (mean = 2.562), the ones whose parents separated (mean = 2.542) and the ones whose parents live together have the lowest educational factors in property offense (mean = 2.502). The familial status of the parents has a relationship of 24% to the educational factors in property offense (Beta = .24).

4.8.3.3. The juveniles who are revengeful have highest educational factors in property offense (mean = 2.972), the lower are the ones who are planning ahead (mean = 2.852), the ones who are apathy (mean = 2.662), the ones with other emotional characteristics (mean = 2.602) and the ones who are impulsive have the lowest educational factors (mean = 2.532). The emotional characteristics has a relationship of 24% to the educational factors in property offense (Beta = .24).

The background variables altogether have a relationship of 51.7% to the educational factors (Multiple R = .517) and altogether have a power of 26.7% in prediction of the educational factors in property offense (Multiple R Squared = .267).

Accept Hypothesis III

Table 10 Analysis of variance and multiple classification analysis of the educational factors as classified by backgrounds of the subjects

Source of Variation	Sum of Squares	DF	Mean Square	F	Signif of F
Main Effects					
Sex	.106	1	.106	.566	.453
Age at time of offense	.184	1	.184	.977	.324
Education level	2.575	4	.644	3.424	.010*
Income of the family	1.151	3	.384	2.039	.110
Familial status of the parents	1.945	4	.486	2.585	.039*
Rearing	.404	3	.135	.716	.544
Residential character	1.511	7	.216	1.148	.336
Characters of property offense	.380	2	.190	1.010	.366
Cause of offense	.259	4	.065	.344	.848
Emotional Characteristics	2.027	4	.507	2.695	.033*
Explained	11.021	33	.334	1.776	.010
Residual	30.278	161	.188		
Total	41.298	194	.213		

Grand Mean = 2.592

Variable + Category	N	Unadjusted		Adjusted for Independents	
		Dev'n	Eta	Dev'n	Beta
Sex					
Male	174	-.01		-.01	
Female	21	.09		.07	
			.07		.06

Age at the time of offense

Not exceed 14 years old	32	-.04	-.08
Exceed 14 years old	163	.01	.02
			.04
			.08

Education level

No education	9	.41	.43
Primary school	80	.04	.04
First secondary school	97	-.05	-.05
Late secondary school	7	-.20	-.14
Vocational school	2	-.42	-.66
			.25
			.27

Income of the family

Not exceed 5,000 baht	113	.01	.00
5,001 – 10,000 baht	60	.00	.05
10,001 – 15, 000 baht	9	-.27	-.36
Exceed 15,000 baht	13	.10	.03
			.14
			.18

Familial status of the parents

Live together	77	-.07	-.09
Separated	32	.02	-.05
Live with father or mother (Divorced)	24	-.07	-.03
Live with father or mother (Either one died)	39	.11	.09
Live with other custodians	23	.11	.24
			.18
			.24

Rearing

Love	75	-.01	-.01
Control	23	.12	.00
Reasoning	88	.00	.03
Punishment	9	-.18	-.21

.12 .11

Residential characters

Dense areas	12	.32	.24
Private village	28	.02	.03
Entertainment places	10	.07	-.09
Areas of narcotics commerce	19	.25	.18
Rural	84	-.08	-.07
Commercial areas	17	-.06	.02
Industrial areas	11	-.21	-.13
No exact residence and others	14	.03	.03

.29 .22

Characters of property offense

Theft	166	.01	.02
Snatching and gang robbery	20	-.19	-.14
Fraud and misappropriation	9	.20	-.02

.16 .10

Cause of offense

Familial poverty	36	-.02	-.02
Needs	50	-.04	-.05
Gambling debt	5	.31	.16
Narcotics expense	69	.04	.01
Others	35	-.03	.04

.13 .09

Emotional characteristics

Impulsive	131	-.05	-.06
Revengeful	7	.38	.38
Apathy	37	.09	.07
Planning ahead	11	.10	.26
Others	9	.00	.01
			.21
Multiple R Squared			.267
Multiple R			.517

4.8.4. Hypothesis IV “The juveniles with different backgrounds have different peer factors in property offense”

According to the analysis of variance and the multiple classification analysis of the peer factors in property offense (Table 11), it is found that;

4.8.4.1. The juveniles with no education have highest degree of the peer factors in property offense (mean = 3.149), The lower are the the ones with first secondary school education (mean = 2.829), the ones with primary school education (mean = 2.799), the ones with late secondary school education (mean = 2.349) and the lowest are the ones with vocational school education (mean = 1.329). The education level has a relationship of 25% to the peer factors in property offense (Beta = .25).

4.8.4.2. The juveniles who live in areas of narcotics commerce have highest peer factors in property offense (mean = 3.349), the lower are the ones live in private village (mean = 3.019), the ones live in entertainment place (mean = 2.909), the ones who live in dense and commercial areas (mean =2.829), the ones who live in rural areas (mean = 2.679), the ones who live have no exact residence and others (mean = 2.519) and the ones who live in industrial areas have the lowest peer factors in property offense (mean = 2.409). The residential character has a relationship of 32% to the peer factors in property offense (Beta = .32).

The background variables altogether have a relationship of 53.5% to the peer factors (Multiple R = .535) and altogether have a power of 28.6% in prediction of the peer factors in property offense (Multiple R Squared = .286).

Accept Hypothesis IV

Table 11 Analysis of variance and multiple classification analysis of the peer factors as classified by backgrounds of the subjects

Source of Variation	Sum of Squares	DF	Mean Square	F	Signif of F
Main Effects					
Sex	1.581	1	1.581	3.285	.072
Age at time of offense	1.404	1	1.404	2.917	.090
Education level	6.067	4	1.517	3.151	.016*
Income of the family	3.446	3	1.149	2.387	.071
Familial status of the parents	.652	4	.163	.339	.852
Rearing	1.872	3	.624	1.296	.278
Residential character	9.275	7	1.325	2.753	.010*
Characters of property offense	.781	2	.390	.811	.446
Cause of offense	.243	4	.061	.126	.973
Emotional Characteristics	1.390	4	.348	.722	.578
Explained	31.043	33	.941	1.954	.003
Residual	77.497	161	.481		
Total	108.540	194	.559		

Grand Mean = 2.799

Variable + Category	N	Unadjusted		Adjusted for Independents	
		Dev'n	Eta	Dev'n	Beta
Sex					
Male	174	.04		.03	
Female	21	-.32		-.29	
			.15		.13
Age at the time of offense					
Not exceed 14 years old	32	-.17		-.22	
Exceed 14 years old	163	.03		.04	
			.10		.13
Education level					
No education	9	.39		.35	
Primary school	80	.00		.00	
First secondary school	97	.01		.03	
Late secondary school	7	-.31		-.45	
Vocational school	2	-.120		-1.47	
			.21		.25
Income of the family					
Not exceed 5,000 baht	113	-.11		-.07	
5,001 – 10,000 baht	60	.15		.11	
10,001 – 15, 000 baht	9	-.28		-.35	
Exceed 15,000 baht	13	.42		.36	
			.23		.19

Familial status of the parents

Live together	77	.04	.03
Separated	32	-.13	-.12
Live with father or mother (Divorced)	24	-.01	-.01
Live with father or mother (Either one died)	39	.05	-.03
Live with other custodians	23	-.03	.10
			.09
			.09

Rearing

Love	75	.05	.06
Control	23	.27	.23
Reasoning	88	-.09	-.09
Punishment	9	-.19	-.14
			.16
			.15

Residential characters

Dense areas	12	.11	.03
Private village	28	.24	.22
Entertainment places	10	.17	.11
Areas of narcotics commerce	19	.47	.55
Rural	84	-.14	-.12
Commercial areas	17	.10	.03
Industrial areas	11	-.45	-.39
No exact residence and others	14	-.27	-.28
			.32
			.32

Characters of property offense

Theft	166	-.03	-.03
Snatching and gang robbery	20	.15	.19
Fraud and misappropriation	9	.22	.10
			.10
			.09

Cause of offense			
Familial poverty	36	-.23	-.04
Needs	50	.05	.03
Gambling debt	5	.14	-.14
Narcotics expense	69	.15	.03
Others	35	-.14	-.04
		.20	.05
Emotional characteristics			
Impulsive	131	-.02	.00
Revengeful	7	.37	.42
Apathy	37	.00	-.10
Planning ahead	11	.06	.04
Others	9	-.01	.14
		.10	.13
Multiple R Squared			.286
Multiple R			.535

4.8.5. Hypothesis V “The juveniles with different backgrounds have different rearing factors in property offense”

According to the analysis of variance and the multiple classification analysis of the rearing factors in property offense (Table 12), it is found that;

4.8.5.1. The female juveniles have higher rearing factors in property offense (mean = 2.842) than the male juveniles (mean = 2.432). The sex of the juveniles has a relationship of 22 to the rearing factors in property offense (Beta = .22).

4.8.5.2. The juveniles with income of the family exceed 15,000 baht have highest rearing factors in property offense (mean = 2.652), the lower are the ones not exceed 5,000 baht (mean = 2.512), the ones who have between 5,001 – 10,000 baht (mean = 2.452) and the ones who have between 10,001 – 15,000 baht have lowest rearing factors

(mean = 1.872). The income of the family has a relationship of 24% to the rearing factors in property offense (Beta = .24).

4.8.5.3. The juveniles who live with other custodians have highest rearing factors in property offense (mean = 2.862), the lower are the ones whose parents separated (mean = 2.622), the ones whose either of the parents died (mean = 2.432), the ones whose parents divorced (mean = 2.3822) and the ones whose parents live together have the lowest rearing factors in property offense (mean = 2.342). The familial status of the parents has a relationship of 29% to the rearing factors in property offense (Beta = .29).

4.8.5.4. The juveniles who are reared with punishment have the highest rearing factors in property offense (mean = 2.952), the lower are the ones who are reared with control (mean = 2.632), the ones who are reared with reasoning (mean = 2.402) and the ones who are reared with love have the lowest rearing factors (mean = 2.442). The rearing has a relationship of 22% to the rearing factors in property offense (Beta = .22).

The background variables altogether have a relationship of 56.1% to the rearing factors (Multiple R = .561) and altogether have a power of 31.4% in prediction of the rearing factors in property offense (Multiple R Squared = .314).

Accept Hypothesis V

Table 12 Analysis of variance and multiple classification analysis of the rearing factors as classified by backgrounds of the subjects

Source of Variation	Sum of Squares	DF	Mean Square	F	Signif of F
Main Effects					
Sex	2.617	1	2.617	9.090	.003*
Age at time of offense	.000	1	.000	.000	.993
Education level	1.683	4	.421	1.461	.216
Income of the family	3.040	3	1.013	3.521	.016*
Familial status of the parents	4.559	4	1.140	3.959	.004*
Rearing	2.562	3	.854	2.967	.034*
Residential character	.798	7	.114	.396	.904
Characters of property offense	1.743	2	.871	3.027	.051
Cause of offense	.827	4	.207	.718	.581
Emotional Characteristics	.733	4	.183	.637	.637
Explained	21.245	33	.644	2.237	.001
Residual	46.345	161	.288		
Total	67.590	194	.348		

Grand Mean = 2.472

Variable + Category	N	Unadjusted		Adjusted for Independents	
		Dev'n	Eta	Dev'n	Beta
Sex					
Male	174	-.05		-.04	
Female	21	.44		.37	
			.26		.22

Age at the time of offense

Not exceed 14 years old	32	.00	.00
Exceed 14 years old	163	.00	.00
			.00
			.00

Education level

No education	9	-.17	-.22
Primary school	80	.05	-.01
First secondary school	97	-.02	.03
Late secondary school	7	.14	.16
Vocational school	2	-.67	-.78
			.15
			.17

Income of the family

Not exceed 5,000 baht	113	.06	.04
5,001 – 10,000 baht	60	-.06	-.02
10,001 – 15,000 baht	9	-.42	-.60
Exceed 15,000 baht	13	.10	.18
			.18
			.24

Familial status of the parents

Live together	77	-.15	-.13
Separated	32	.18	.15
Live with father or mother (Divorced)	24	-.05	-.09
Live with father or mother (Either one died)	39	.07	-.04
Live with other custodians	23	.18	.39
			.23
			.29

Rearing			
Love	75	-.12	-.07
Control	23	.35	.16
Reasoning	88	-.04	-.03
Punishment	9	.52	.48
		.31	.22
Residential characters			
Dense areas	12	.25	.06
Private village	28	.10	.10
Entertainment places	10	.15	-.02
Areas of narcotics commerce	19	.16	.12
Rural	84	-.06	-.04
Commercial areas	17	-.13	-.08
Industrial areas	11	-.12	.03
No exact residence and others	14	-.12	-.09
		.20	.12
Characters of property offense			
Theft	166	.01	.01
Snatching and gang robbery	20	-.26	-.25
Fraud and misappropriation	9	.36	.33
		.19	.18
Cause of offense			
Familial poverty	36	-.09	-.11
Needs	50	-.02	.03
Gambling debt	5	.01	-.24
Narcotics expense	69	-.01	.02
Others	35	.14	.08
		.12	.12

Emotional characteristics			
Impulsive	131	-.01	-.02
Revengeful	7	-.03	.17
Apathy	37	.04	.02
Planning ahead	11	.19	.19
Others	9	-.16	-.15
			.10
Multiple R Squared			.11
Multiple R			.314
			.561

4.8.6. Hypothesis VI “The juveniles with different backgrounds have different environmental factors in property offense”

According to the analysis of variance and the multiple classification analysis of the environmental factors in property offense (Table 13), it is found that the juveniles who are reared with control have the highest environmental factors in property offense (mean = 3.180), the lower are the ones who are reared with love (mean = 2.900), the ones who are reared with reasoning (mean = 2.850) and the ones who are reared with punishment have the lowest environmental factors (mean = 2.480). The rearing has a relationship of 22% to the environmental factors in property offense (Beta = .22).

The background variables altogether have a relationship of 45.6% to the environmental factors (Multiple R = .456) and altogether have a power of 20.8% in prediction of the environmental factors in property offense (Multiple R Squared = .208).

Accept Hypothesis VI



Table 13 Analysis of variance and multiple classification analysis of the environmental factors as classified by backgrounds of the subjects

Source of Variation	Sum of Squares	DF	Mean Square	F	Signif of F
Main Effects					
Sex	.233	1	.233	.655	.420
Age at time of offense	.545	1	.545	1.534	.217
Education level	1.939	4	.485	1.364	.249
Income of the family	2.066	3	.689	1.938	.126
Familial status of the parents	.430	4	.108	.303	.876
Rearing	2.887	3	.962	2.707	.047*
Residential character	1.321	7	.189	.531	.810
Characters of property offense	.788	2	.394	1.109	.332
Cause of offense	1.077	4	.269	.757	.554
Emotional Characteristics	1.083	4	.271	.762	.552
Explained	14.994	33	.454	1.278	.161
Residual	57.225	161	.355		
Total	72.219	194	.372		

Grand Mean = 2.890

Variable + Category	N	Unadjusted		Adjusted for Independents	
		Dev'n	Eta	Dev'n	Beta
Sex					
Male	174	.02		.01	
Female	21	-.17		-.11	
			.09		.06

Age at the time of offense

Not exceed 14 years old	32	-.10	-.13
Exceed 14 years old	163	.02	.03
			.07
			.10

Education level

No education	9	.00	-.04
Primary school	80	.07	.05
First secondary school	97	-.03	-.01
Late secondary school	7	.00	-.04
Vocational school	2	-.99	-1.01
			.18
			.18

Income of the family

Not exceed 5,000 baht	113	-.03	-.02
5,001 – 10,000 baht	60	.03	.01
10,001 – 15, 000 baht	9	-.38	-.30
Exceed 15,000 baht	13	.44	-.35
			.24
			.19

Familial status of the parents

Live together	77	-.01	-.01
Separated	32	-.03	-.02
Live with father or mother (Divorced)	24	.02	-.03
Live with father or mother (Either one died)	39	.11	.10
Live with other custodians	23	-.13	-.08
			.11
			.09

Rearing			
Love	75	.01	.01
Control	23	.25	.29
Reasoning	88	-.04	-.04
Punishment	9	-.39	-.41
		.20	.22
Residential characters			
Dense areas	12	.16	.07
Private village	28	.00	-.02
Entertainment places	10	.13	.08
Areas of narcotics commerce	19	.23	.23
Rural	84	-.07	-.05
Commercial areas	17	-.02	-.04
Industrial areas	11	-.19	-.14
No exact residence and others	14	.05	.05
		.18	.15
Characters of property offense			
Theft	166	-.01	-.02
Snatching and gang robbery	20	.05	.19
Fraud and misappropriation	9	.08	-.15
		.04	.12
Cause of offense			
Familial poverty	36	-.13	-.06
Needs	50	-.05	-.05
Gambling debt	5	-.05	-.24
Narcotics expense	69	.18	.10
Others	35	-.14	-.02
		.22	.13

Emotional characteristics

Impulsive	131	.00	.01
Revengeful	7	.12	.21
Apathy	37	.05	-.02
Planning ahead	11	-.22	-.31
Others	9	-.05	.09
			.10
Multiple R Squared			.14
Multiple R			.208
			.456



CHAPTER V

DISCUSSIONS

According to the results of the study, it can be discussed as follows:

The juveniles who are uneducated have highest personal factors in property offense and the ones who study in the vocational school level have the lowest personal factors in property offense. This finding is the fact for the society that there must be money to effort one' s life. The ones who are educated higher have more chance to find job and more secure occupation. Especially in the areas of industry like the Eastern Sea Board that the cost of living is high. So, the juveniles with lower education have high risk to commit crime against property.

The juveniles who commit property offense at higher age have more familial factors than the ones who commit at the lower age because the higher aging ones may have responsibility to take care the younger in the family. According to that only 39% of the juveniles who commit property offense live with both parents, this may be the necessity that the juveniles must commit property offense to earn their living.

The juveniles whose families have higher income tend to have more familial factors in property offense. This may be because of the habit of getting more expense from the parents who have higher income. And when there is any income shortage in the family, they have to get money for their expense and that leads to the property offense.

The juveniles who live with someone else other than rtheir parents have higher educational factors in property offense. This is because that may be the custodians do not look after the juveniles and do not effort them in education. Otherwise the juveniles are not closely controlled by the custodians in going to school or absence from school. This

brings that the juveniles join with the ones outside school that are uneducated and together they commit property crime to get the things they need.

The juveniles who are revengeful have highest educational factors in property offense. This may be because they hate the school and teachers and run away from school and go to commit the property crime to the ones they dislike or hate. In some cases, the property offense does not aim at the property but to revenge someone for some hidden reasons.

The juveniles who are uneducated have highest peer factors in property offense and the ones who study in the vocational school level have the lowest peer factors in property offense. This finding is the fact for that the ones who are educated higher generally have better decision in having peers than the ones with lower education. Additionally, the higher education level gives chance for the juveniles to have higher educated friends and they may have duty and responsibility to learn or work that there will be less chance to have misconduct together.

The juveniles who live in the narcotics commerce areas have highest peer factors in property offense. This may be because that they are accustomed narcotics drug use and they have to find money to buy the drugs. Especially the drug users always are unemployed and that leads them to commit property offense to get money to buy narcotics drugs.

CHAPTER VI

CONCLUSIONS AND RECOMMENDATIONS

The study of “Causes of Juvenile Delinquency in Eastern Provinces: Choburi, Rayong and Chantaburi” may be concluded and recommended as follows:

6.1. Objectives of the study

6.1.1. To examine the cause of delinquency against properties of the juveniles.

6.1.2. To examine the factors affecting the cause of delinquency against properties of the juveniles.

6.2. Population and samples

The population of the study is the juveniles who commit crime against property in the eastern provinces: Choburi, Rayong and Chantaburi and are sentenced to be trained in the training school by the Juvenile and Family Courts in the areas.

The samples are 195 juveniles who are being trained in the Rayong Training School of the Central Observation and Protection Center of the Central Juvenile and Family Court.

6.3. Summary of the study

6.3.1. Personal backgrounds of the subjects: Most of the juveniles are males and have average age at the time of offense of 16 years old. Half of the juveniles study in the first secondary school level. The juveniles have average income of the family at 6,700 baht. Most of the juveniles do not live with parents. A large portion of the juveniles are

reared with reasoning and live in rural areas. Most of them commit theft with the cause of narcotics expense. Most of the juveniles' emotion characteristics is impulsive.

6.3.2. The personal factor of the crime against property of the juveniles is at low degree.

6.3.3. The familial factor of the crime against property of the juveniles is at moderate degree.

6.3.4. The educational factor of the crime against property of the juveniles is at low degree.

6.3.5. The peer factor of the crime against property of the juveniles is at moderate degree.

6.3.6. The rearing factor of the crime against property of the juveniles is at low degree.

6.3.7. The environmental factor of the crime against property of the juveniles is at moderate degree.

6.3.8. Hypothesis Testing

6.3.8.1. The juveniles with different education level have different personal factors in property offense.

6.3.8.2. The juveniles with different age at time of offense and income of the family have different familial factors in property offense.

6.3.8.3. The juveniles with different education level, familial status of the parents and emotional characteristics have different educational factors in property offense.

6.3.8.4. The juveniles with different education level and residential character have different peer factors in property offense.

6.3.8.5. The juveniles with different sex, income of the family, familial status of the parents and rearing have different rearing factors in property offense.

6.3.8.6. The juveniles with different rearing have different environmental factors in property offense.

6.4. Recommendations from the study

6.4.1. There should be actual suppression of the narcotics drugs because there found in the result of the study that a large number of juveniles commit crime against property to get money to purchase narcotics drugs.

6.4.2. Both the parents (including the custodians) and the governmental sectors must provide more opportunity for the juveniles in education. The findings show that the juveniles with higher education have higher chance to associate to good peers and have occupation. Good peers and occupation will prevent the juveniles from committing crime against property as well.

6.5. Recommendations for further study

6.5.1. There should be comparative study of the cause of crime against property of the juveniles in other industrial areas such as in industrial complex in Lamphoon Province and in Nakorn Rajsima Province.

6.5.2. There should be study of the impact of changing from agricultural to industrial society in several aspects such as standard of living, relationship among the peasants, crime rate and so on.

6.5.3. There should be follow-up study of the success of the vocational training in the juvenile training schools on the prevention of recidivism of the juveniles after release.

BIBLIOGRAPHY

Thai

Pornpen Petchsuksiri. (B.E. 2523) *A Simulation Model in Prediction of the Factors of Juvenile Delinquency*. A thesis submitted for the degree of Master of Arts in Criminology and Criminal Justice, Faculty of Graduate Studies, Mahidol University.

Prapart Uaychai. (B.E. 2516) *Role of Juvenile Court and the National Security*. Personal Research Document in Social Psychology. Bangkok: Thammasart University Press.

Prasart Laksila. (B.E. 2515) *Social Problem*. Bangkok: Progress Press.

Serin punnahitanont. (B.E. 2527) *Social Offense: Criminal Sociology and Deviant Behavior*. Bangkok: Thammasart University Press.

Sucha Chan-em. (B.E. 2537) *Deviance Psychology*. Bangkok: Thai Watana Panich Press.

Supatra Suparb. (B.E. 2515) *Social Problem*. Bangkok: Thai Watana Panich Press.

Thatpong Soontornpipit. (B.E. 2518) *Fundamental Crime Protection in Juveniles*. A thesis submitted for the degree of Master of Political Science, Faculty of Graduate Studies, Thammasart University.

English

Cohen, Albert K., (1955) *Delinquent Boys*. Illinois: The Free Press of Glencoe,
"Sociological Research on Juvenile Delinquency", paper prepared for the meeting of
American Orthopsychiatric, March, 1956.

Maslow, Abraham H., (1970). *Motivation and Personality*. New York: Harper and Row
Publisher, 1970.

Powers, E. and Witmer, H., (1951). *Prevention of Delinquency*. New York: Columbia
University Press.

Reckless, Walter. C., (1971) *The Crime Problem*. Bombay: Fefer and Simons Private
Limited.

Schafer, S. and Kundten, R.D., (1970) *Juvenile Delinquency*. New York: Random
House.



Questionnaire

Section 1: Backgrounds of the juveniles

1.1. Sex

Male

Female

1.2. Age at the time of offense..... Years old

1.3. Education level

No education

Primary school

First secondary school

Late secondary school

Vocational school

1.4. Income of the family.....baht

1.5. Familial status of the parents

Live together

Separated

Live with father (Divorced)

Live with mother (Divorced)

Live with father (Mother died)

Live with mother (Father died)

Live with other custodians

1.6. Rearing

Love

Control

Reasoning

Punishment

1.7. Residential characters

- Dense areas
- Private village
- Entertainment places
- Areas of narcotics commerce
- Rural
- Commercial areas
- Industrial areas
- No exact residence
- Others

1.8. Characters of property offense

- Theft
- Snatching
- Gang robbery
- Fraud
- Misappropriation

1.9. Cause of offense

- Familial poverty
- Needs
- Gambling debt
- Narcotics expense
- Others

1.10. Emotional characteristics

- Impulsive
- Revengeful
- Apathy
- Planning ahead
- Miscellaneous

Section 2: The personal factors

Personal factors of the crime against property	Strongly disagree	Disagree	Uncertain	Agree	Strongly agree	Mean
2.1. The offense that you commit is an ordinary act for a childish teenager.						
2.2. You always have strong emotion that you cannot control your impulsiveness and have to offend.						
2.3. You always feel lonely and lack of anyone to care for you so you must offend to get attention.						
2.4. You feel that you have inferiority complex so you must offend to get superiority.						
2.5. You feel that you offend under innocence and you think that your doing is not an offense.						
2.6. You feel that you are uneducated and lack of schooling so you offend.						

2.7. You commit crime to revenge someone that hurt or mistreat you.						
2.8. You want to show your friends that you are a brave one.						
2.9. You offend because you feel that life is uncertain and life depends on faith.						
2.10. You are threatened to commit crime by someone.						

Section 3: The familial factors

Familial factors of the crime against property	Strongly disagree	Disagree	Uncertain	Agree	Strongly agree	Mean
3.1. Quarrelling is quite ordinary for the people who live in your household.						
3.2. You yourself always quarrel with your parents or custodians.						
3.3. Yourr parents or custodians always conflict with the people in your household.						

3.4. Your parents always worry about yourself.						
3.5. Your parents always worry about the familial income and expense.						
3.6. When Your parents have misunderstanding, they always blame and punish you.						
3.7. Your parents always quarrel about the conduct of each other.						
3.8. When you feel unhappy you always get out from home for it makes you feel relieved.						
3.9. Your parents always suffer about the conduct of your sibling.						
3.10. You feel that you are lucky for not to worry or have problems like other ones.						

Section 4: The educational factors

Educational factors of the crime against property	Strongly disagree	Disagree	Uncertain	Agree	Strongly agree	Mean
4.1. It is not necessary to have high education to have an occupation.						
4.2. You need to finish primary school and that is enough for you.						
4.3. You do not want to study higher for you know that you are lack of intellectual ability.						
4.4. You have expected to study higher than your relatives.						
4.5. You do not want to study further for you do not have enough effort.						
4.6. You try to get higher study by doing some extra job.						
4.7. You wish to study as high as your parents.						
4.8. You expect to study abroad.						

4.9. For you the higher study is not good for it has so much expense.						
4.10. You prefer to have much money to higher study.						
4.11. The school you enter gives you much knowledge.						
4.12. The atmosphere of your previous school makes you behave badly.						
4.13. You gain more knowledge from other sources than your school.						
4.14. At your school, the teachers lack intention to teach.						
4.15. Your school has too much detail regulations so you cannot do.						
4.16. Your school takes care of the children equally.						
4.17. Your school need too frequent donations from the students and custodians.						
4.18. You have pride of your school when you hear someone mention about.						

4.19. You do not want any of your relatives or friends to study in your school.						
4.20. Your school makes you suffer and gives you pain.						

Section 5: The peer factors

Peer factors of the crime against property	Strongly disagree	Disagree	Uncertain	Agree	Strongly agree	Mean
5.1. You commit crime because your peers induce you.						
5.2. You prefer joining in your peer group so you commit crime.						
5.3. You find that your peers commit crime against property for they can survive in the society.						
5.4. You find that most of your peers commit crime but they never get arrested.						
5.5. You are always appreciated by your peers.						
5.6. You always join gambling with your peers.						

5.7. You always join your peers who do commit crime.						
5.8. You enjoy going to entertainment places at nighttime.						
5.9. You prefer drinking alcohol with your peers.						
5.10. Your peers always lead you to be absent from school.						

Section 6: The rearing factors

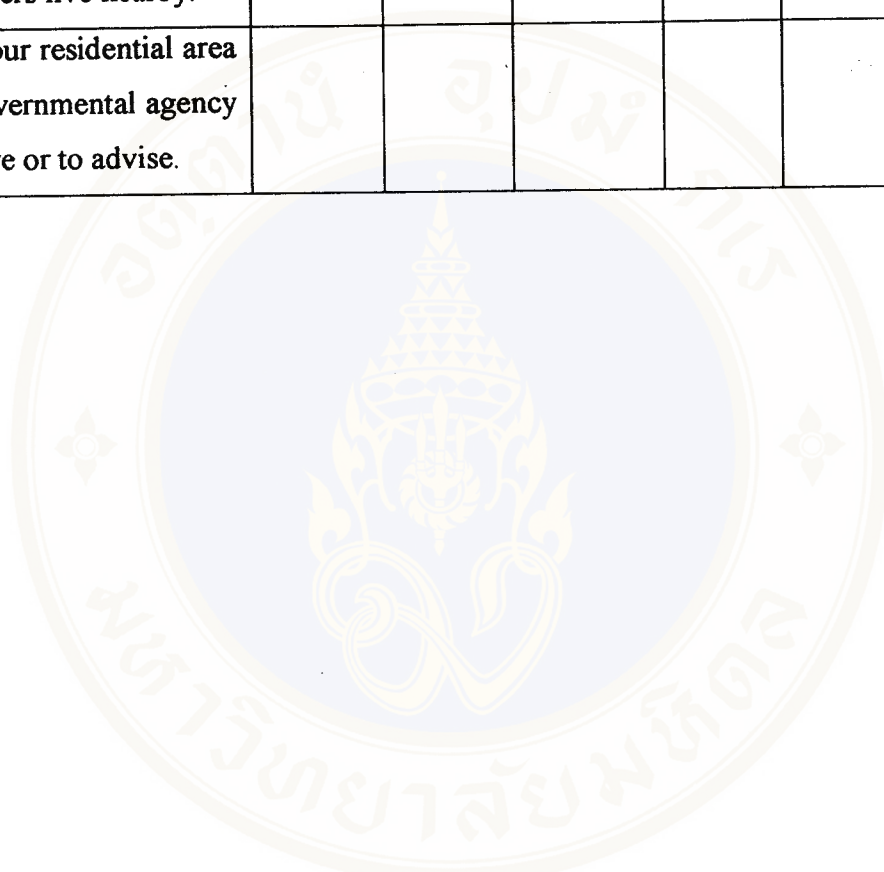
Rearing factors of the crime against property	Strongly disagree	Disagree	Uncertain	Agree	Strongly agree	Mean
6.1. Your parents always question you whenever you arrive home late.						
6.2. Your parents always teach you and give you advice when you have mistake.						
6.3. Your parents always encourage you when you do anything good.						
6.4. Your parents always give you any appropriate things when you need.						

6.5. You can consult your parents when you have problems.						
6.6. When you make mistake, your parents always punish you without need of reason.						
6.7. Your parents give you a chance to have opinions in the family.						
6.8. Your parents take care of you closely when you get sick.						
6.9. Your parents have enough time to look after you.						
6.10. Whenever you need to do something you always have to ask for permission from your parents.						

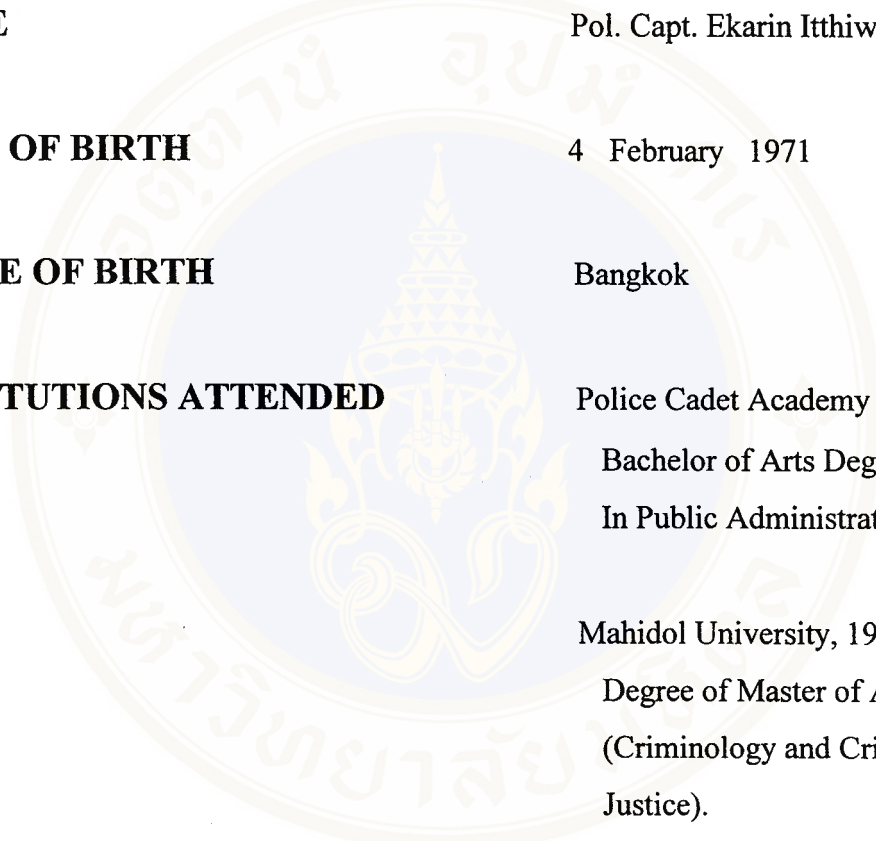
Section 7: The environmental factors

Environmental factors of the crime against property	Strongly disagree	Disagree	Uncertain	Agree	Strongly agree	Mean
7.1. Your surrounding is dense area and it leads you to offend.						
7.2. Your surrounding is full of narcotics and it leads you to offend.						
7.3. Your surrounding is entertainment place and it leads you to offend.						
7.4. If your surrounding is good, it can bring you out of offensive behavior.						
7.5. Your surrounding is commercial place and it arouses your need of high income.						
7.6. There are a lot of offenses in the dense area and you imitate because you find that most offenders are not arrested.						
7.7. Your surrounding is rural society and it brings you out of offense.						

7.8. Your surrounding is full of teenage offenders and it makes you to join them.						
7.9. Your residential area has offenders live nearby.						
7.10. Your residential area has no governmental agency to take care or to advise.						



BIOGRAPHY



NAME Pol. Capt. Ekarin Itthiwatana

DATE OF BIRTH 4 February 1971

PLACE OF BIRTH Bangkok

INSTITUTIONS ATTENDED Police Cadet Academy
Bachelor of Arts Degree
In Public Administration
Mahidol University, 1998-2000
Degree of Master of Arts,
(Criminology and Criminal
Justice).

POSITION AND OFFICE ADC to the Commander of
General Staff Division
Office of Forensic Science
And Criminal Identification