

REFERENCES

- Ahmed HH, Elmegeed GA, El-Sayed EM, Abd-Elhalim MM, Shousha WG, Shafic RW. Potent neuroprotective role of novel melatonin derivatives for management of central neuropathy induced by acrylamide in rats. **European Journal of Medicinal Chemistry** 2010; 45: 5452-5459.
- Allegra M, Reiter RJ, Tan DX, Gentile C, Tesoriere L, Livrea MA. The chemistry of melatonin's interaction with reactive species. **Journal of Pineal Research** 2003; 34(1): 1-10.
- Altun A, Ugur-Altun B. Melatonin: therapeutic and clinical utilization. **International Journal of Clinical Practice** 2007; 61(5): 835-45.
- Balkwill F, Coussens LM. Cancer: an inflammatory link. **Nature** 2004; 431: 405–406.
- Bianchine JR, Eade NR. The effect of 5-hydroxytryptamine on the cotton pellet local inflammatory response in the rat. **The Journal of Experimental Medicine** 1967; 125(3): 501-10.
- Bogdan C, Röllinghoff M, Diefenbach A. Reactive oxygen and reactive nitrogen intermediates in innate and specific immunity. **Current Opinion in Immunology** 2000; 12(1): 64-76.
- Bonnefont-Rousselot D, Collin F. Melatonin: Action as antioxidant and potential applications in human disease and aging. **Toxicology** 2010; 278(1): 55-67.
- Colin DA, Monteil H. Control of the oxidative burst of human neutrophils by staphylococcal leukotoxins. **Infection and Immunity** 2003; 71(7): 3724-3729.
- Clancy RM, Abramson SB, editors. **NO: a novel mediator of inflammation**. Proceedings of The Society for Experimental Biology and Medicine 1995 October 20-21; Texas, United States. Society for Experimental Biology and Medicine; 1995.
- Crespo E, Macías M, Pozo D, Escames G, Martín M, Vives F, et al. Melatonin inhibits expression of the inducible NO synthase II in liver and lung and prevents endotoxemia in lipopolysaccharide-induced multiple organ dysfunction syndrome in rats. **FASEB Journal** 1999; 13(12): 1537-1546.

- De Caterina R, Libby P, Peng HB, Thannickal VJ, Rajavashisth TB, Gimbrone MA, et al. NO decreases cytokine-induced endothelial activation. NO selectively reduces endothelial expression of adhesion molecules and proinflammatory cytokines. **The Journal of Clinical Investigation** 1995; 96: 60–68.
- Deng WG, Tang ST, Tseng HP, Wu KK. Melatonin suppresses macrophage cyclooxygenase-2 and inducible nitric oxide synthase expression by inhibiting p52 acetylation and binding. **Blood** 2006; 15; 108(2): 518-24.
- Ekmekcioglu C. Melatonin receptors in humans: biological role and clinical relevance. **Biomedicine & Pharmacotherapy** 2006; 60(3): 97-108.
- Elmegeed GA, Baiuomy AR, Abdel-Salam OM. Evaluation of the anti-inflammatory and anti-nociceptive activities of novel synthesized melatonin analogues. **European Journal of Medicinal Chemistry** 2007 ; 42(10): 1285-1292.
- Esch T, Stefano GB. Proinflammation: A common denominator or initiator of different pathophysiological disease processes. **Medical Science Monitor** 2002; 8(5): 1-9.
- Eskiocak S, Tutunculer F, Basaran UN, Taskiran A, Cakir E. The effect of melatonin on protein oxidation and nitric oxide in the brain tissue of hypoxic neonatal rats. **Brain & Development** 2007; 29: 19–24.
- Esquifino AL, Pandi-Perumal SR, Cardinali DP. Circadian organization of the immune response: A role for melatonin. **Clinical and Applied Immunology Reviews** 2004; 4(6): 423-433.
- Fagali N, Catalá A. The effect of melatonin and structural analogues on the lipid peroxidation of triglycerides enriched in ω -3 polyunsaturated fatty acids. **Life Sciences** 2007; 81: 299–305.
- Farce A, Chugunov AO, Logé C, Sabaouni A, Yous S, Dilly S, et al. Homology modeling of MT1 and MT2 receptors. **European Journal of Medicinal Chemistry** 2008; 43(9): 1926-1944.
- Fee DB, Swartz KR, Scheff N, Roberts K, Gabbita P, Scheff S. Melatonin-analog, β -methyl-6-chloromelatonin, supplementation in spinal cord injury. **Brain Research** 2010; 1340: 81–85.

- Flower RJ, Vane JR. Inhibition of PG synthetase in brain explains the anti-pyretic activity of paracetamol (4-acetamidophenol). **Nature** 1972; 240: 410–411.
- González-Gallego J, Sánchez-Campos S, Tuñón MJ. Anti-inflammatory properties of dietary flavonoids. **Nutrición Hospitalaria** 2007; 22(3): 287-293.
- Harris RC, McKanna JA, Akai Y, Jacobson HR, Dubois RN, Breyer MD. Cyclooxygenase-2 is associated with the macula densa of rat kidney and increases with salt restriction. **The Journal of Clinical Investigation** 1994; 94: 2504–2510.
- Iwalewa EO, McGaw LJ, Naidoo V, Eloff JN. Inflammation: the foundation of diseases and disorders. A review of phytomedicines of South African origin used to treat pain and inflammatory conditions. **African Journal of Biotechnology** 2007; 6(25): 2868-2885.
- Kaushik D, Kumar A, Kaushik P, Rana AC. Analgesic and anti-Inflammatory activity of *Pinus roxburghii* Sarg. **Advances in Pharmacological Sciences**. In press.
- Kiefer W, Dannhardt G. COX-2 inhibition and the control of pain. **Current Opinion in Investigational Drugs** 2002; 3, 1348–1358.
- Lira-Rocha A, González OE, Naranjo-Rodríguez EB. Receptor-binding studies of 1-*N*-substituted melatonin analogues. **European Journal of Medicinal Chemistry** 2002; 37: 945-951.
- Marot C, Chavatte P, Morin-Allory L, Viaud MC, Guillaumet G, Renard R, et al. Pharmacophoric Search and 3D-QSAR Comparative Molecular Field Analysis Studies on Agonists of Melatonin Sheep Receptors, **Journal of Medicinal Chemistry** 1998; 41: 4453-4465.
- Menendez-Pelaez A, Howes KA, Gonzalez-Brito A, Reiter RJ. *N*-acetyltransferase activity, hydroxyindole-O-methyltransferase activity, and melatonin levels in the Harderian glands of the female Syrian hamster: changes during the light:dark cycle and the effect of 6-parachlorophenylalanine administration. **Biochemical and Biophysical Research Communications** 1987; 145: 1231–1238.
- Mollace V, Muscoli C, Masini E, Cuzzocrea S, Salvemini D. Modulation of prostaglandin biosynthesis by nitric, **Pharmacological Reviews** 2005; 57: 217–252.

- Mor M, Rivara S, Silva C, Bordi F, Plazzi PV, Spadoni G et al. Melatonin Receptor Ligands: Synthesis of New Melatonin Derivatives and Comprehensive Comparative Molecular Field Analysis (CoMFA) Study. **Journal of Medicinal Chemistry** 1998; 41: 3831-3844.
- Nadaud S, Laumonnier Y, Soubrier F. Molecular aspects of the expression and regulation of endothelial NO synthase. **Journal de la Société de biologie** 2000; 194: 131–135.
- Nakamura Y, Kozuka M, Naniwa K, Takabayashi S, Torikai K, Hayashi R, et al. Arachidonic acid cascade inhibitors modulate phorbols ester-induced oxidative stress in female ICR mouse skin: differential roles of 5-lipoxygenase and cyclooxygenase-2 in leukocyte infiltration and activation. **Free Radical Biology & Medicine** 2003; 35: 997-1007.
- Needleman P, Turk J, Jakschik BA, Morrison AR, Lefkowitz JB. Arachidonic acid metabolism. **Annual Review of Biochemistry** 1986; 55: 69-102.
- Pavlát P, Halama A, Weidlich T, Fiala B. Medium effect on ^1H and ^{13}C NMR spectra. **Chemica** 1999; 38: 59-64.
- Patel M, Muruganathan, Gowda S. *In Vivo* Animal Models in Preclinical Evaluation of Anti-Inflammatory Activity. **International Journal of Pharmaceutical Research & Allied Sciences** 2012; 1(2): 01-05.
- Perissin L, Boccalon S, Petrelli L, Ortolani F, Porro CA. Diurnal changes of tonic nociceptive responses in mice:evidence for a proalgesic role of melatonin. **Pain** 2004; 110: 250–258.
- Piyarat G. **Pineal gland and melatonin**. Bangkok printing office, Bangkok; 2002.
- Radogna F, Diederich M, Ghibelli L. Melatonin: A pleiotropic molecule regulating inflammation. **Biochemical Pharmacology** 2010; 80: 1844–1852.
- Ram PT, Dai J, Yuan L, Dong C, Kiefer TL, Lai L, et al. Involvement of the mt1 melatonin receptor in human breast cancer. **Cancer Letters** 2002; 179: 141-150.
- Reiter RJ, Melatonin: the chemical expression of darkness. **Molecular and cellular endocrinology** 1991a; 79: 153–158.
- Reiter RJ. Pineal melatonin: cell biology of its synthesis and of its physiological interactions. **Endocrine Reviews** 1991b; 12: 151-180.

- Reiter RJ. Antioxidant actions of melatonin. **Advances in Pharmacology**. 1997; 38: 103–117.
- Rivara S, Diamantini G, Di Giacomo B, Lamba D, Gatti G, Lucini V, et al. Reassessing the melatonin pharmacophore-enantiomeric resolution, pharmacological activity, structure analysis, and molecular modeling of a constrained chiral melatonin analogue. **Bioorganic & Medicinal Chemistry** 2006; 14(10): 3383-3391.
- Russel JR. Melatonin: clinical relevance. **Best Practice & Research Clinical Endocrinology, Metabolism** 2003; 17(2): 273–285.
- Sadique J, Chandra T, Thenmozhi V, Elango V. The anti-inflammatory activity of *Enicostemma littorale* and *Mollugo cerviana*. **Biochemical Medicine and Metabolic Biology** 1987; 37(2): 167-76.
- Singh P, Roberts MS. Skin permeability and local tissue concentrations of nonsteroidal anti-inflammatory drugs after topical application. **The Journal of Pharmacology and Experimental Therapeutics** 1994; 268(1): 144-51.
- Szabo C. Physiological and pathophysiological roles of NO in the central nervous system. **Brain Research Bulletin** 1996; 41: 131–141.
- Vallance P, Collier J, Moncada S. NO synthesised from L-arginine mediates endothelium dependent dilatation in human veins in vivo. **Cardiovascular Research** 1989; 23: 1053–1057.
- Vanegas H, Schaible HG. Prostaglandins and cyclooxygenases [correction of cyclooxygenases] in the spinal cord. **Progress in Neurobiology** 1991; 64: 327–363.
- Vogel HG, editor. **Drug Discovery and Evaluation: Pharmacological Assays** 3rd ed. New York: Springer-Verlag; 2008
- Whittle BJ, Moncada S, Vane JR. Some actions of prostacyclin (PGI₂) on the cardiovascular system and the gastric microcirculation. **Acta Biologica et Medica Germanica** 1978; 37: 725–728.
- Wilhelmsen M, Amirian I, Reiter RJ, Rosenberg J, Gogenur I. Analgesic effects of melatonin: a review of current evidence from experimental and clinical studies. **Journal of Pineal Research**. 2011; 51(3): 270-277.

Wu KK, Inducible COX and NO synthase. **Advances in Pharmacology** 1995; 33: 179–207.

Yu CX, Zhu CB, Xu SF, Cao XD, Wu GC. Selective MT(2) melatonin receptor antagonist blocks melatonin-induced antinociception in rats. **Neuroscience Letters** 2000; 24; 282(3): 161-164.

APPENDICES

APPENDIX A
RESEARCH ETHIC IN ANIMAL MODELS



มหาวิทยาลัยขอนแก่น
หนังสือมอบนิให้ไว้เพื่อแสดงว่า

โครงการวิจัยเรื่อง : การศึกษาฤทธิ์ด้านการอักเสบของเมลาโทนินและสารอนุพันธ์ในหนูโมซกี
(Study on the anti-inflammatory activity of melatonin and its analogs in animal models)
ผู้วิจัย : ผศ.ปราโมทย์ มหุดงการ
หน่วยงานที่สังกัด : คณะเภสัชศาสตร์

ได้ผ่านการพิจารณาของ คณะกรรมการจรรยาบรรณและมาตรฐานการเลี้ยงและการใช้สัตว์เพื่องานทางวิทยาศาสตร์ มหาวิทยาลัยขอนแก่นแล้ว โดยมีหลักเกณฑ์จรรยาบรรณการใช้สัตว์ สำนักงานคณะกรรมการวิจัยแห่งชาติ

ให้ไว้ ณ วันที่ 28 ตุลาคม 2553

(รองศาสตราจารย์ไพบุลย์ สิทธิถาวร)

ประธานคณะกรรมการจรรยาบรรณและมาตรฐานการเลี้ยงและการใช้สัตว์เพื่องานทางวิทยาศาสตร์
มหาวิทยาลัยขอนแก่น

(รองศาสตราจารย์กิตติชัย ไควรัตน์ศิริชัย)

รองอธิการบดีฝ่ายวิจัยและการถ่ายทอดเทคโนโลยี
มหาวิทยาลัยขอนแก่น

APPENDIX B
SPECTRUMS FOR STRUCTURE ELUCIDATION

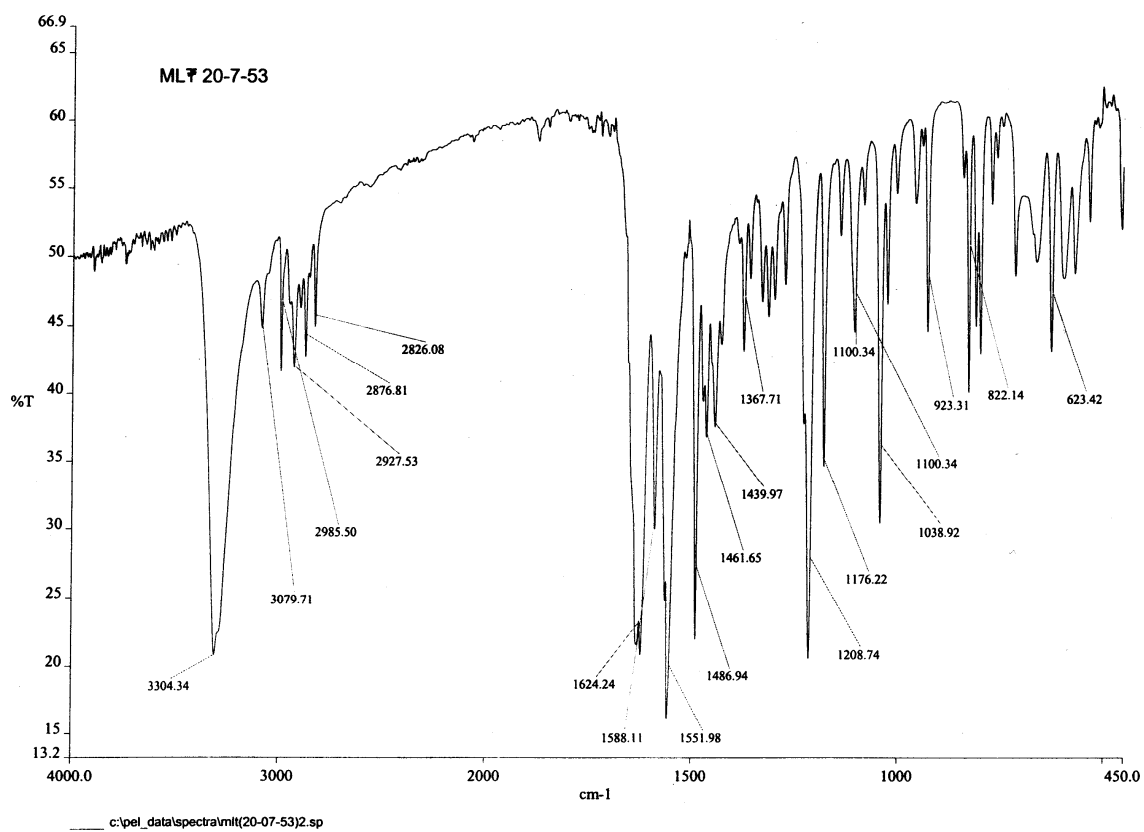


Figure A1 IR spectrum of melatonin

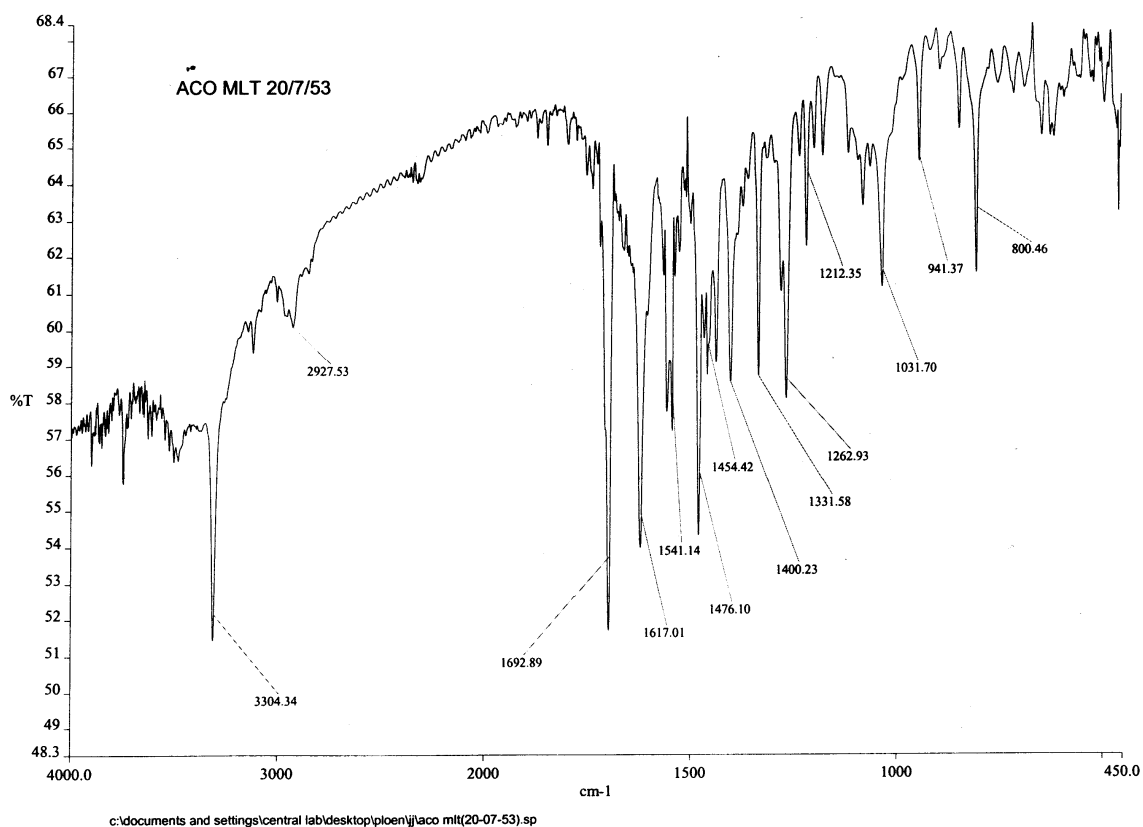


Figure A2 IR spectrum of acetyl melatonin

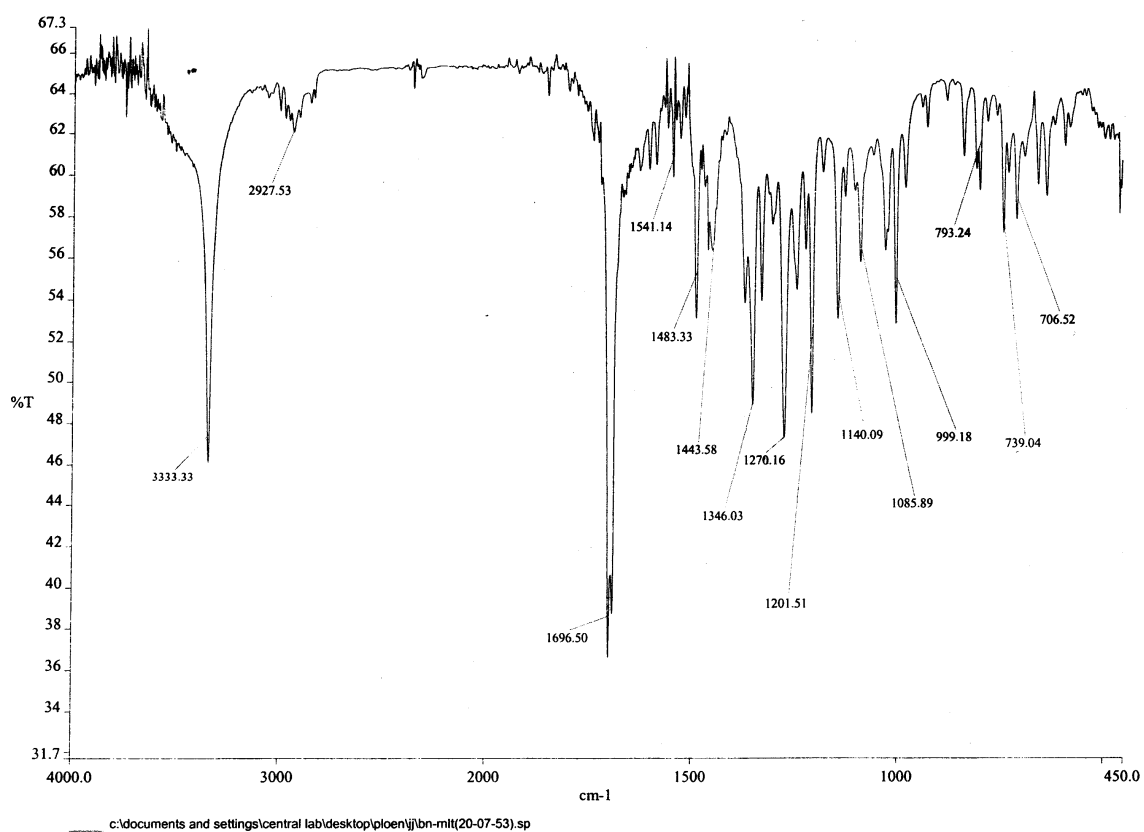


Figure A3 IR spectrum of benzoyl melatonin

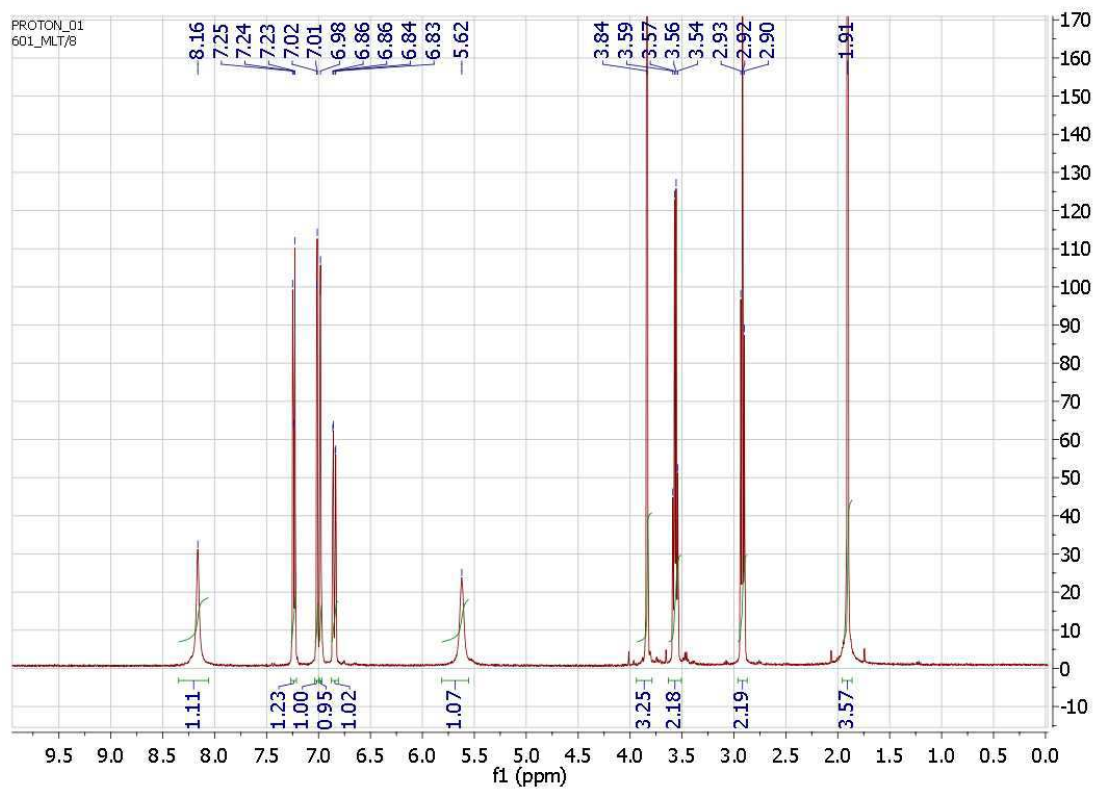


Figure A4 ^1H NMR spectrum of melatonin

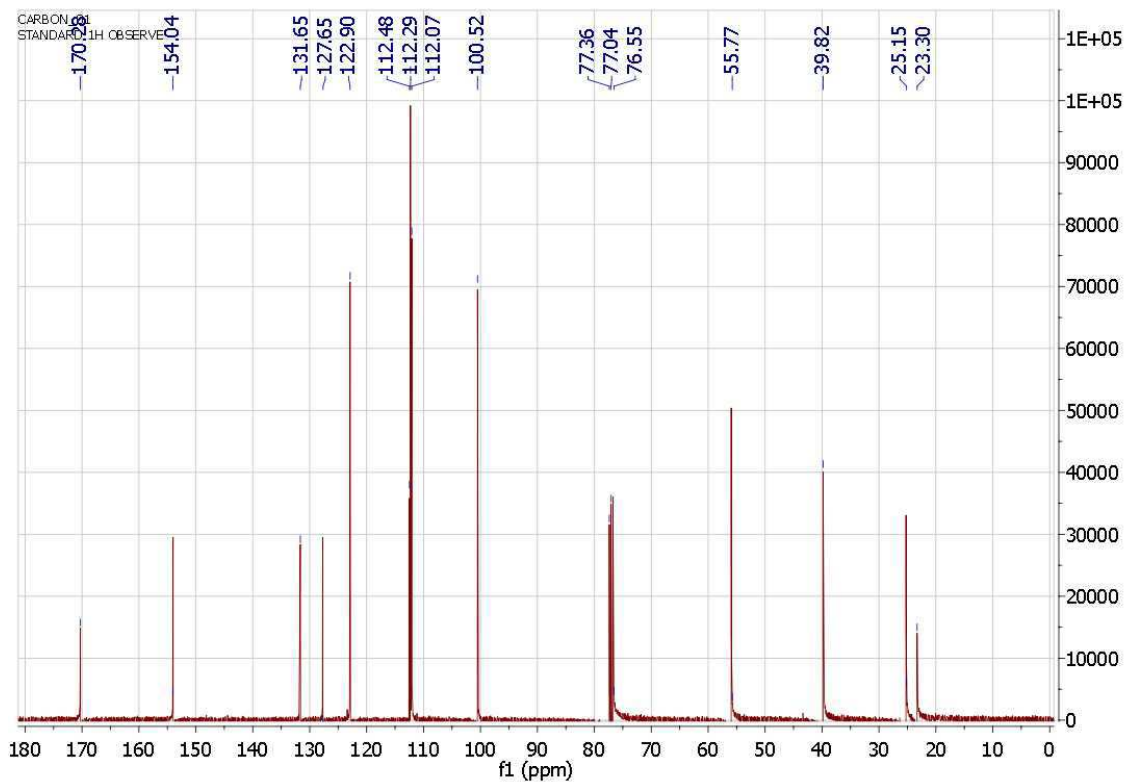


Figure A5 ^{13}C NMR spectrum of melatonin

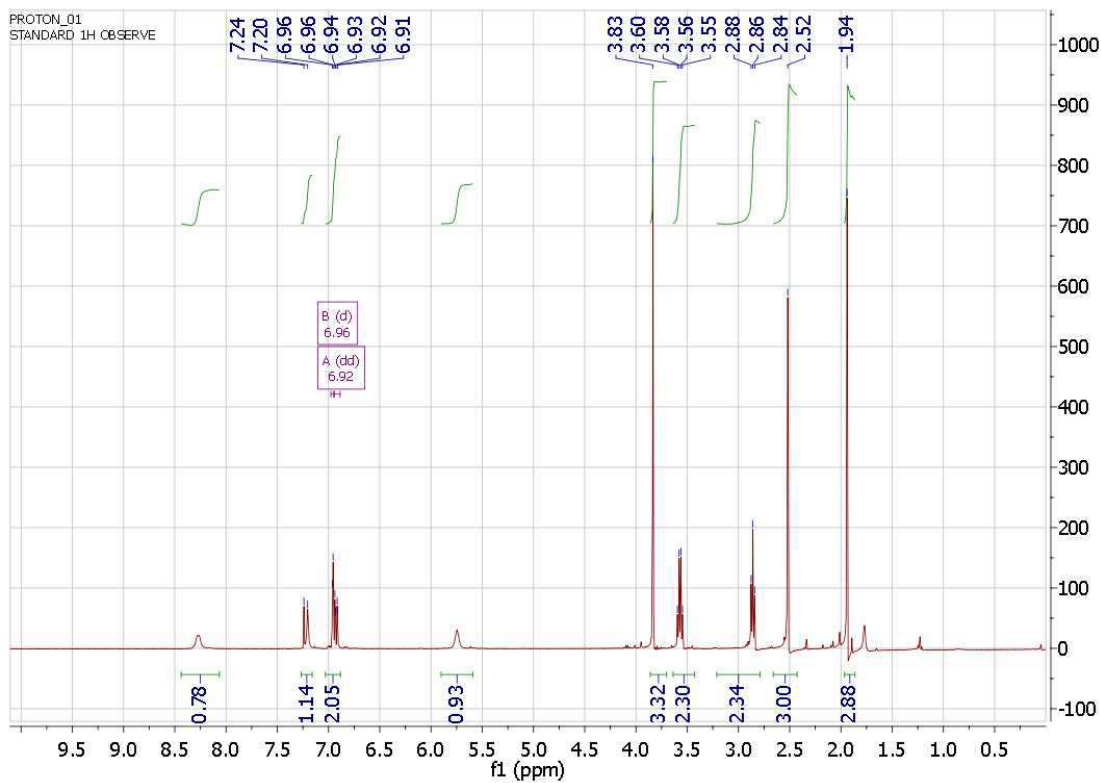


Figure A6 ^1H NMR spectrum of acetyl melatonin

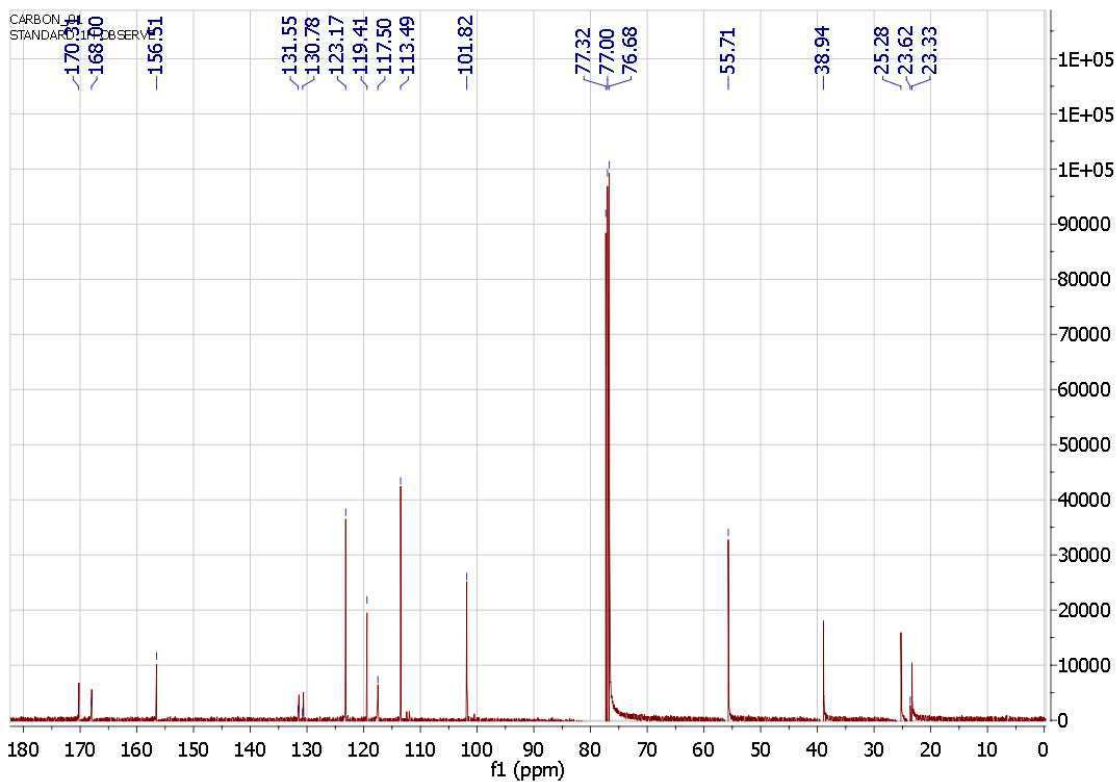


Figure A7 ^{13}C NMR spectrum of acetyl melatonin

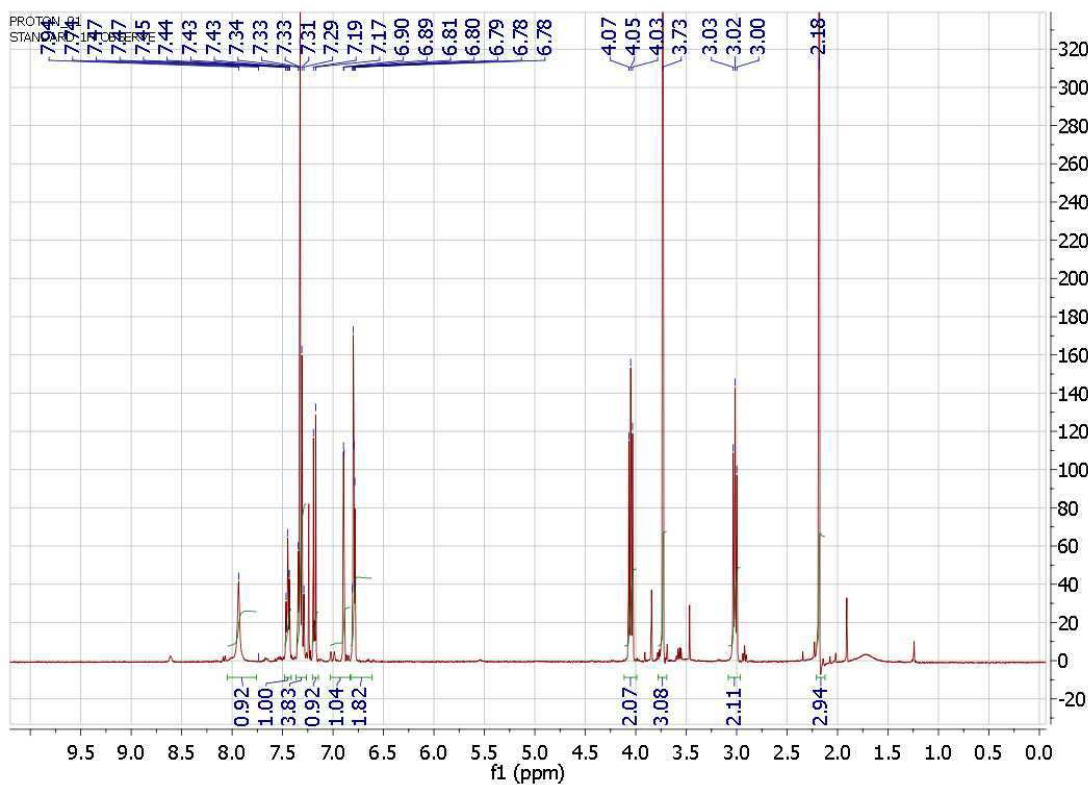


Figure A8 ^1H NMR spectrum of benzoyl melatonin

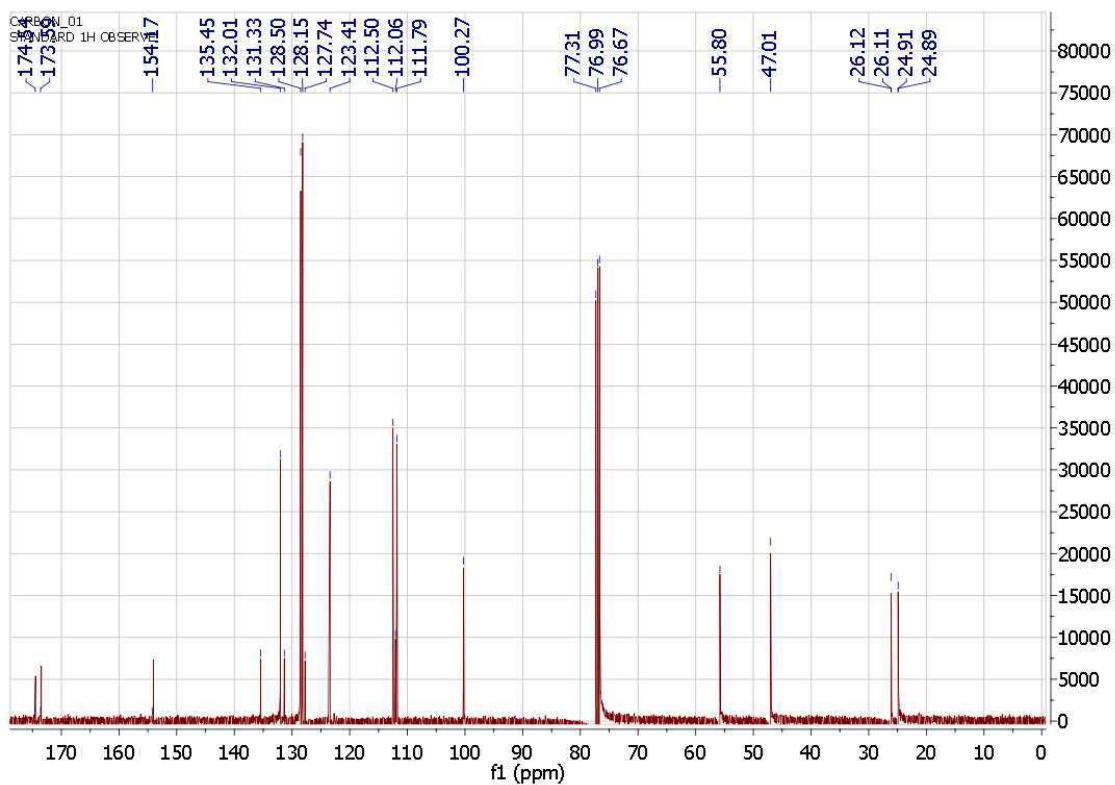


Figure A9 ^{13}C NMR spectrum of benzoyl melatonin

