

## APPENDIX A

### Questionnaire

#### Differences between Men and Women in Complying with Driving Traffic Regulations in Bangkok

---

This questionnaire is developed as a part of a research paper as partial fulfillment of the requirements for Master of Arts in English for Careers, Language Institute, Thammasat University. The questionnaire is used to survey the differences between men and women in complying with driving traffic regulation in Bangkok. The information in this research will be used only for the study purposes. Your answers will be treated as confidential issues only. Please give your answers reflecting your facts and opinions as much as you can. In case you have any question and/or problem, please feel free to contact the researcher, Miss Thipbanleng Lerlertpakdee, via mobile phone 085-8117001. Thank you for your consideration. Your cooperation in answering this questionnaire is highly appreciated.

The questionnaire is divided into 3 parts:

- Part I General information of the respondent
  - Part II General knowledge about some traffic regulations and traffic signs
  - Part III General driving behavior of the respondent
- 

**Instruction: Please read the following questions and write down the number in the box provided on the right-handed side and mark **X** in the space provided to answer the following questions.**





#### Part I: General Information of the Respondent

- |                              |  |                                  |   |
|------------------------------|--|----------------------------------|---|
| 1. Gender                    | 1. Male                                    | 2. Female                        | <input type="checkbox"/>                          |
| 2. Age (25-45)               | ..... years                                |                                  | <input type="checkbox"/> <input type="checkbox"/> |
| 3. Education                 | 1. Vocational Certificate                  | 2. Higher Vocational Certificate | <input type="checkbox"/>                          |
|                              | 3. Bachelor's Degree                       | 4. Master's Degree               |   |
|                              | 5. Higher or others (please specify) ..... |                                  |   |
| 4. Driving Experience (1-30) | ..... year(s)                              |                                  | <input type="checkbox"/> <input type="checkbox"/> |

**Part II: General knowledge about some traffic regulations and traffic signs**

Items	Yes	No
5. There is a speed limit at 80 km/hr when driving personal car lessens than 7 passengers within municipal area.		
6. Personal cars with over 7 passengers are limited the speed at 60 km/hr when driving within municipal area.		
7. When overtaking other cars, you have to turn on the right turn signal to guide the following car.		
8. Do not drive less than 50 meters behind the emergency car which is on the duty.		
9. Do not overtake the other car within 30 meters before a cross-road.		
10. When reaching at a traffic circle which has no traffic sign, you should let the one driving on the right of the circle drives through it first.		
11. Do not park the car within or 3 meters from the pedestrian crossing.		
12. Do not turn your car around within 100 meter from the foot of the bridge.		

**What is the meaning of these signs?**

13.	 <ul style="list-style-type: none"> <li>1. No entry</li> <li>2. Cars prohibited</li> <li>3. No parking</li> </ul>	<input type="checkbox"/>
14.	 <ul style="list-style-type: none"> <li>1. No right turn</li> <li>2. No entry</li> <li>3. No U turn</li> </ul>	<input type="checkbox"/>
15.	 <ul style="list-style-type: none"> <li>1. Left or right turn allowed</li> <li>2. Cross road</li> <li>3. Go left or right</li> </ul>	<input type="checkbox"/>
16.	 <ul style="list-style-type: none"> <li>1. Starting bus lane</li> <li>2. Bus lane</li> <li>3. Ending of bus lane</li> </ul>	<input type="checkbox"/>

17.



1. Approaching narrow road
2. Approaching narrow river
3. Approach narrow bridge

☐

18.



1. Slippery road
2. Winding road
3. Left winding road

☐

19.



1. School crossing
2. Pedestrian crossing
3. Man working

☐

20.



1. Sharp left curve
2. Left curve
3. Keep Left

☐

### Part III: Driving behavior of the respondent

Driving behavior	Very often	Often	Sometimes	Rarely	Never
21. When you have a chance to overtake other cars, you will not hesitate to.					
22. You have experienced a parking ticket because of overtaking other cars in critical area.					
23. You always violate traffic regulation when there is no police there.					
24. When reaching the cross-road with yellow light, you will quickly speed up your car to get through it.					
25. Facing with twinkling yellow light at the cross-road, you will decrease your speed.					
26. When parking, you will not park more than 25 cm. from the road side.					
27. Facing with the red light and the car in front of you drive through it, you will quickly tail that car.					
28. Facing with twinkling red light at the cross-road, you will stop your car behind the stopped line. When it is safe, you will go ahead.					
29. You always violate the speed limit.					
30. You always park to see your passengers off at the allowed area.					
31. You always wear safety belt when driving.					

