

Cure characteristics, thermal and mechanical properties of natural rubber/synthetic rubber blends with and without compatibilizer

Supat Moolsin

Department of Chemistry, Faculty of Science, Rangsit University, Patumthani, 12000, Thailand
E-mail: supat.m@rsu.ac.th

Submitted 27 May 2014; accepted in final form 28 July 2014

Abstract

In this study, the effects of compatibilizer loading on the cure characteristics, thermal and mechanical properties of natural rubber (NR)/synthetic rubber (SR) blends have been investigated. NR was molten and mixed with six synthetic rubbers (butadiene rubber, chloroprene rubber, ethylene-propylene diene rubber, isoprene rubber, nitrile rubber and styrene butadiene rubber) with varied NR/SR weight ratios (100/0, 75/25, 50/50, 25/75 and 0/100) and compatibilizer loadings (0-5 parts per hundred of rubber, phr) on a two roll mill at 70°C. The results obtained from differential scanning calorimetry revealed that most of the NR/SR blends both with and without compatibilizer exhibited two glass transition temperatures, indicating that the inclusion of compatibilizers (ENR-25, ENR-50 and Ultrablend-6000) did not improve the compatibility between NR and SRs. However, they could reduce the cure time by 20-50%, as compared to the neat rubber blends, suggesting the reduction in the production energy. Tensile strength of some 50/50 rubber blends with a specific amount and type of compatibilizer improved significantly. Natural rubber/butadiene rubber with 5 phr of ENR-25, natural rubber/chloroprene rubber with 5 phr of ENR-50 and natural rubber/isoprene rubber with 5 phr of Ultrablend-6000 were great examples in terms of improving the mechanical properties.

Keywords: rubber blend, natural rubber, synthetic rubber, compatibilizer, epoxidized natural rubber, Ultrablend-6000

บทคัดย่อ

งานวิจัยนี้เป็นการศึกษาผลของสารช่วยผสมต่อคุณสมบัติการคงรูป สมบัติทางความร้อนและทางกลของยางผสมระหว่างยางธรรมชาติและยางสังเคราะห์ชนิดต่างๆ การบดผสมยางธรรมชาติกับยางสังเคราะห์ชนิดต่างๆ 6 ชนิด (ยางบิวทาไดเอิน ยางคลอโรพรีน ยางเอทิลีน-โพรพิลีน ยางไอโซพรีน ยางไนไตรล์ และยางสไตรีนบิวทาไดเอิน) ทำผ่านเครื่องบดผสมชนิดสองลูกกลิ้งที่อุณหภูมิ 70 องศาเซลเซียส ที่อัตราส่วนการผสม (100/0 75/25 50/50 25/75 และ 0/100) และปริมาณสารช่วยผสมต่างๆ (0-5 ส่วนในร้อยส่วนของยางหรือฟิเออร์) จากผลของเทอร์โมแกรมดิฟเฟอเรนเชียลแคลอริเมทรีแสดงให้เห็นว่าคู่ของยางผสมส่วนใหญ่ทั้งที่ใส่และไม่ใส่สารช่วยผสมแสดงค่าอุณหภูมิกลาสทรานซิชัน 2 ค่าซึ่งบ่งชี้ว่าการใส่สารช่วยผสม (อีเอ็นอาร์-25 อีเอ็นอาร์-50 และอัลตราเบลน-6000) ไม่ช่วยปรับปรุงความเข้ากันของยางธรรมชาติและยางสังเคราะห์ อย่างไรก็ตามสารช่วยผสมเหล่านี้สามารถลดเวลาที่ใช้ในการคงรูปของยางผสมได้ถึง 20-50 เปอร์เซ็นต์ เมื่อเทียบกับการไม่ใส่สารช่วยผสม นั่นหมายถึงการใช้พลังงานที่ลดลงในการผลิตยางผสมในครั้งหนึ่งๆ สำหรับค่าความทนต่อแรงดึงของยางผสมที่อัตราส่วนการผสม 50/50 ภายใต้การใส่สารช่วยผสมนั้นพบว่ามีการเพิ่มขึ้นอย่างเห็นได้ชัด ดังเช่นกรณีของการใส่ยางอีเอ็นอาร์-25 ปริมาณ 5 ฟิเออร์ลงในยางผสมระหว่างยางธรรมชาติกับยางบิวทาไดเอิน การใส่ยางอีเอ็นอาร์-50 ปริมาณ 5 ฟิเออร์ลงในยางธรรมชาติกับยางคลอโรพรีน และการใส่สารอัลตราเบลน-6000 ปริมาณ 5 ฟิเออร์ลงในยางธรรมชาติกับยางไอโซพรีน เป็นตัวอย่างที่ค่อนข้างเห็นได้ชัดในแง่ของการมีคุณสมบัติทางกลที่ดีขึ้น

คำสำคัญ: ยางผสม, ยางธรรมชาติ, ยางสังเคราะห์, สารช่วยผสม, ยางธรรมชาติอีพอกซีไคซ์, อัลตราเบลน-6000

1. Introduction

Natural rubber (NR) is well known to offer excellent mechanical properties such as high tensile strength as well as elasticity and dynamic properties. However, NR is sensitive to degradation by heat and ozone attack since it has numerous reactive double bonds on the backbone. Furthermore, oil resistance of NR is relatively poor compared to other synthetic rubbers (Kohjiya & Ikeda, 2014). To get better properties, rubber blending is an interesting alternative.

Polymer blends are being interested in a large number of applications. An interesting example can be found in tire production. NR may be blended with synthetic rubber (SR) to improve properties since a blend can offer combined features of its individual blend partner. In an effort to overcome further applications, the rubber blends can be made between two already available materials instead of making a brand new polymer.

Blending of different rubbers is the most promising strategy and has become technically important approach (Paul & Bucknall, 2000). Many blends based on NR and other SRs, such as butadiene rubber (BR) (Groves, 1998), chloroprene rubber (CR) (Sae-oui, Sirisinha, & Hathapanit, 2007; Fulin, Lan, & Caihong, 2007; Ismail & Leong, 2001), ethylene-propylene diene rubber (EPDM) (Arayaprane & Rempel, 2007; Gunasekaran, Natarajan & Kala, 2007), nitrile rubber (NBR) (Kantala, Wimolmala, Sirisinha, & Sombatsompop, 2009; Sirisinha, Limcharoen, & Thunyarittikorn, 2003) and styrene butadiene rubber (SBR) (George, Ninan, Groeninckx, & Thomas, 2000) have been reported. The property of a blend depends upon blend components, blend ratio, and processing condition of blending and curing (Paul & Bucknall, 2000). Moreover, the difference in polarity between NR and SR could also bring about high interfacial tension which affects the mechanical properties of the blend. Thus, suitable type and dosage of compatibilizer are recommended.

Epoxidized natural rubber (ENR) is a chemically modified form of the *cis*-1,4-polyisoprene rubber, whereby some of the double bonds in NR are converted randomly into epoxide groups. It was found to work well as a compatibilizer for rubber blends. The incorporation of ENR-50 into the rubber blends enhanced cure characteristics, mechanical properties and compatibility (Noriman, Ismail, & Rashid, 2010). Besides ENR, Ultrablend-6000, which is an aliphatic hydrocarbon resin, is a commercially available compatibilizing agent for polymers. It improved the homogeneity of the rubber blends, which have different polarities. Kaesaman and Saetung (2006) used Ultrablend-6000 as a compatibilizer in the amount of 5 phr in NR/SR system and found that the compatibility of the blend was improved.

The investigation in the compatibility of different polymer blends is important. Some advanced techniques such as dielectric measurement

(Saad & El-Sabbagh, 2001), dynamic mechanical analysis (Pticek, Hrnjak-Murgic, Jelencic, & Mlinac-Misak, 2007), scanning electron microscopy (Pandey, Setua, & Mathur, 2003) are extensively used for the polymer blends. The use of differential scanning calorimetry (DSC), especially in rubber blends, is rare. Thus, the aim of this present work was to employ DSC to investigate the compatibility between NR and various SR. The NR and SR were blended via a two-roll mill at 70°C under various NR/SR blend ratios (100/0, 75/25, 50/50, 25/75 and 0/100), with and without a compatibilizer (ENR-25, ENR-50 and Ultrablend-6000). The effects of compatibilizer loading on cure characteristics, thermal, and mechanical properties were reported.

2. Materials and methods

2.1 Materials

All rubbers and compatibilizers used in this research are listed in Table 1. Six different SRs were used to blend with NR, with and without incorporation of a compatibilizer. ENRs and Ultrablend-6000 were used to compatibilize the blends. These compatibilizers were characterized by Fourier transform infrared (FTIR) spectroscopy. The FTIR spectrum of ENR-50 (Figure 1a) shows strong asymmetrical and symmetrical stretching of methylene group vibrations observed near 2925 and 2859 cm^{-1} , respectively. The stretching of methyl group vibration was found at around 2963 cm^{-1} . The band at 1663 cm^{-1} attributed to a double bond of C=C in a natural rubber. Importantly, it represented epoxy ring stretching at 1252 and 875 cm^{-1} (Ratnam, Nasir, Baharin, & Zaman, 2000). The FTIR spectrum of Ultrablend-6000 (Figure 1b) shows the peaks near that of ENR-50 indicating that they have similar structures. The peak at 970 cm^{-1} attributed to the C-H wagging vibrations of *trans*- position in alkene structure (Griffiths & Haseth, 2007). Unfortunately, the exact structure of Ultrablend-6000 is not proposed yet in academic field.

Table 1 Rubbers and compatibilizers used in the present study

Rubbers and compatibilizers	Symbol	Type
Natural rubber	NR	STR 5L
Synthetic rubbers:	SR	-
Butadiene rubber	BR	BR 01
Chloroprene rubber	CR	CR 2322
Ethylene-propylene diene rubber	EPDM	EPDM 01
Isoprene rubber	IR	IR 2200
Nitrile rubber	NBR	Nancar 3345
Styrene butadiene rubber	SBR	SBR 1502
Compatibilizers:		
25 mol% Epoxidized natural rubber	ENR-25	- ^a
50 mol% Epoxidized natural rubber	ENR-50	- ^a
Ultrablend-6000	Ultrablend-6000 ^b	- ^c

^a Obtained from Rubber Research Institute of Thailand.

^b Ultrablend-6000, a commercially available additive that improves the homogeneity of polymer blends of different polarities or different viscosities.

^c Obtained from Behn Meyer Chemical (Thailand) Co., Ltd.

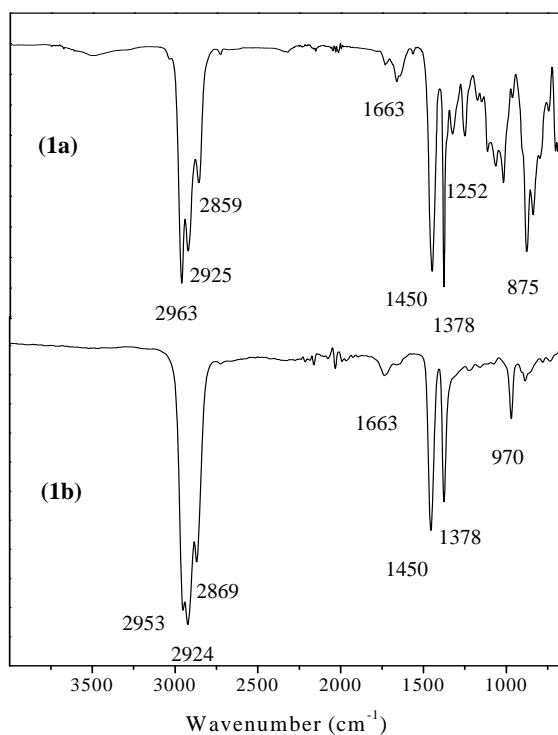


Figure 1 FTIR spectra of (a) ENR-50 and (b) Ultrablend-6000

Each pair of NR and SR was compounded by a two-roll mill. Details of the mixing ingredients

are shown in Table 2. All mixing ingredients were used as received.

Table 2 Ingredients of blend compounds used in this study

Ingredient	Amount phr ^d
NR	Variable (100-0)
SR	Variable (0-100)
Zinc oxide (ZnO)	5.0
Stearic acid	2.0
Sulfur	1.75
mercaptobenzothiazole (MBT)	0.5
tetramethylthiuram disulfide (TMTD)	1.5

^dphr, parts per hundred of rubber

2.2 Preparation of compounded rubber blends

Rubber blends were compounded via a two-roll mill under 70°C. The formulation is shown in Table 3. In the preparation of N₅₀(IR), for example, 200 g of NR was initially masticated for 8 min before 200 g of IR was added. After mixing for 3 min, 20 g of ZnO and 8 g of stearic acid were added. After the gap between the two rolls of machine was set at 1 mm width, the rubber blend was continued to masticate until all ingredients were thoroughly blended. MBT and TMTD were added in the amount of 2 and 6 g, respectively. After mixing for 1 min, 7 g of sulfur was added and mixed further for 3 min. The calendered mixture was taken out for thermal property measurement.

For the blend system with a compatibilizer, the rubbers were blended under the same condition as the system without a compatibilizer. The compatibilizers used in this research were 25 mol% epoxidized natural rubber (ENR-25), 50 mol% epoxidized natural rubber (ENR-50) and Ultrablend-6000. Each compatibilizer was added only into 50/50 NR/SR blends with a different amount, as shown in Table 3. In the preparation of 5N₅₀(IR) Ultrablend-6000, for example, all ingredients were added as that of N₅₀(IR). However, 20 g (5 phr) of Ultrablend-6000 as a compatibilizer was added and mixed after IR was added.

Table 3 Formulation of blend compounds

Ingredient	phr					
	N ₁₀₀	N ₇₅	N ₅₀	N ₂₅	N ₀	xN ₅₀ ^e
NR	100	75	50	25	0	50
SR ^f	0	25	50	75	100	50
ZnO	5.0	5.0	5.0	5.0	5.0	5.0
Stearic acid	2.0	2.0	2.0	2.0	2.0	2.0
Sulfur	1.75	1.75	1.75	1.75	1.75	1.75
MBT	0.5	0.5	0.5	0.5	0.5	0.5
TMTD	1.5	1.5	1.5	1.5	1.5	1.5
Compatibilizer ^e	-	-	-	-	-	Variable (1, 2.5, 5)

^ex: amount (1, 2.5 or 5) of a compatibilizer in phr added only to 50/50 NR/SR blends

^fSR: BR, CR, EPDM, IR, NBR or SBR

^eCompatibilizer: ENR-25, ENR-50 or Ultrablend-6000

2.3 Thermal property

Measurements were made on a Perkin-Elmer compensated differential scanning calorimeter (DSC) with a nitrogen flow of 20.0 ± 0.1 mLmin⁻¹. The heating and cooling rates were set at 10°C/min.

2.4 Cure characteristics

Cure characteristics were studied using a rheometer (TECH-PRO) according to ASTM D5289-07a for 30 min at 150°C.

2.5 Vulcanization process

All blend compounds were sulfur cured and compression molded at 150°C with a force of 150 kg/cm² using a hydraulic hot press according to their respective cure time, t_{c90} .

2.6 Mechanical properties

Tensile properties were determined on an Instron Testing Instrument using C-type Dumbbell-specimens.

3. Results and discussion

3.1 Thermal property of NR/SR blends

A DSC technique was used to determine glass transition temperatures (T_g) of all NR/SR blends. Cooling and heating rates were applied at 10°C/min from room temperature to -95°C. The T_g of the 2nd heating in DSC thermogram, which was endothermic peaks, was reported. Only one type of rubber in the rubber compound, such as NR compound, showed only one peak of T_g in DSC thermogram. There are two distinct T_g s for all blends except the NR/IR blend. Figure 2 shows a comparison of selected areas among N₁₀₀, N₅₀(BR) and N₅₀(IR). The system containing one rubber component as N₁₀₀ showed one T_g at around -63°C. Two rubber components as N₅₀(BR) showed two T_g s at -68°C and -6°C, referring to a phase separation between the two kinds of rubber. However, two rubber components as N₅₀(IR) showed only one peak of T_g at -65°C, which means that this pair of rubbers are compatible. This is because the chemical structures of NR and IR are identical. Other NR/SR blends with various blend ratios demonstrated two peaks of T_g in the absence of a compatibilizer.

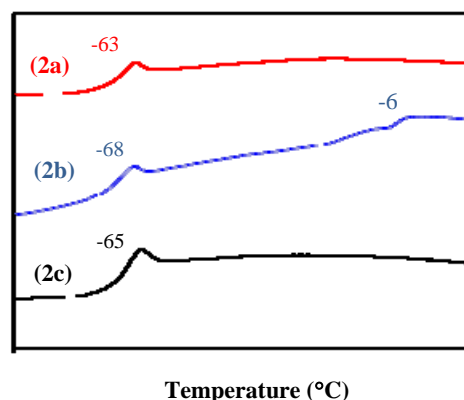


Figure 2 Selected areas in DSC thermograms of (a) N₁₀₀ (b) N₅₀(BR) and (c) N₅₀(IR)

Many types of compatibilizers were used to increase compatibilization in the incompatible blend systems (Noriman et al., 2010; Kaesaman & Saetung, 2006). Only 50/50 blend ratio of each pair of blend was studied in this work. It was found that these compatibilizers could not combine the two separated T_g peaks of each rubber component into one peak (Khantiyoo, Na-Wichien, & Moolsin, 2014; Somphaeng, Na-Wichien, & Moolsin, 2014;

Aueareekul, Khotma, & Moolsin, 2013). Therefore, they were not considered to be suitable compatibilizers in terms of thermal behaviors.

3.2 Cure characteristics of rubber compounds

The effect of the amounts of a compatibilizer used in a 50/50 blend ratio on rubber cure times was determined by a rheometer. The cure time at 90% cure, t_{c90} , was considered to be an optimum cure time. The time below t_{c90} gave an

uncured compound. On the other hand, the time beyond t_{c90} could degrade the rubber compound. Figures 3-8 show optimum cure time of each pair of 50/50 NR/SR blend with the compatibilizer loading. It can be observed that the optimum cure time of the compound containing a compatibilizer was decreased compared to the unfilled compound. At higher compatibilizer loading (5 phr), the chances of combining the two phases of rubbers with different polarity were more favorable compared to low loading and hence good rubber-rubber interaction was achieved. In the case of BR, CR, EPDM and IR blending with NR in the presence of a compatibilizer, the cure time could be reduced up to 20-50% compared to the zero compatibilizer loading.

That means the NR/SR blend compounds with a suitable amount and type of compatibilizer consume less electric energy when the rubber vulcanization is taking place.

It should be noted in Figures 7-8 that the maximum loading of Ultrablend-6000 was 5 phr, as recommended by Behn Meyer Chemical (Thailand) Co., Ltd. This compatibilizer seemed to not act suitably in the NR/NBR and NR/SBR blend systems. However, it appears from the results that the use of ENR-50 in these systems could also reduce the optimum cure time of the blend as those of NR/BR and NR/CR blends.

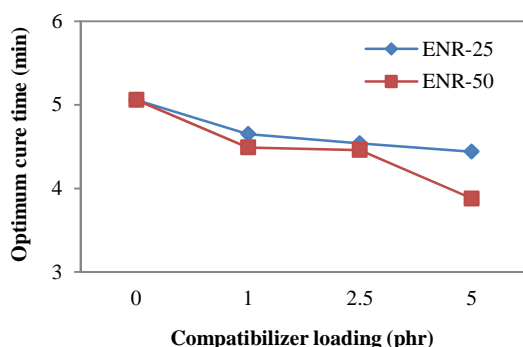


Figure 3 Optimum cure time of 50/50 NR/BR blend VS compatibilizer loading

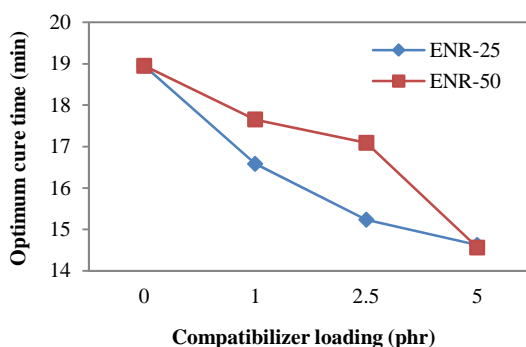


Figure 4 Optimum cure time of 50/50 NR/CR blend VS compatibilizer loading

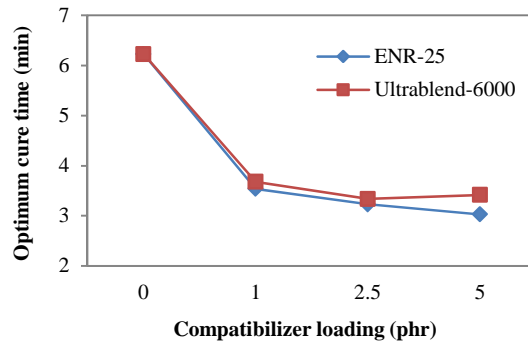


Figure 5 Optimum cure time of 50/50 NR/EPDM blend VS compatibilizer loading

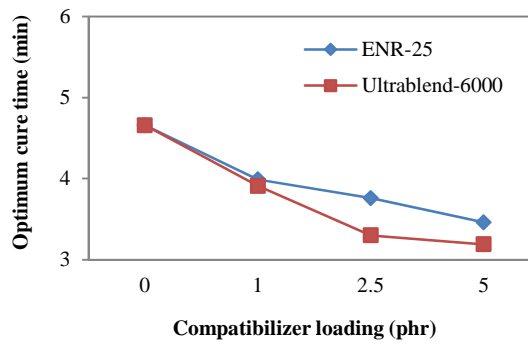


Figure 6 Optimum cure time of 50/50 NR/IR blend VS compatibilizer loading

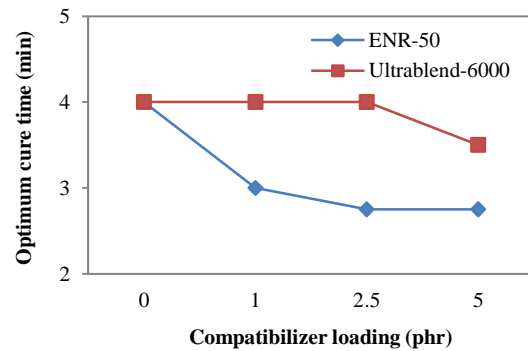


Figure 7 Optimum cure time of 50/50 NR/NBR blend VS compatibilizer loading

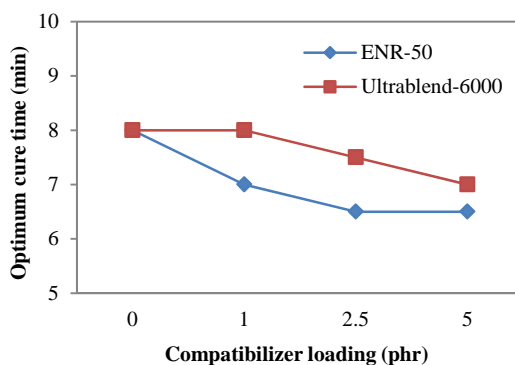


Figure 8 Optimum cure time of 50/50 NR/SBR blend VS compatibilizer loading

3.3 Mechanical properties of compounded rubber blends

Tensile strength is one of the most important properties of the rubber products because it indicates the maximum stress of the products. The effects of compatibilizer loading on tensile strength are given in Figures 9-14. A comparison between the 50/50 NR/SR blend with and without a compatibilizer showed that the tensile strength of the blends fluctuated, depending upon type of compatibilizer and pair of blends. Most of the blends exhibited an improved strength with a compatibilizer. ENR-25 as a compatibilizer, for example, showed a great improvement on tensile strength in a blend of NR/BR under the compatibilizer usage of 5 phr (Figure 9) while ENR-50 in the amount of 5 phr was suitable with NR/CR blend (Figure 10). Both ENR-25 and ENR-50 were

believed to improve the compatibilization due to the crosslinking of the opened epoxy rings (Hamzah, Bakar, Khairuddean, Mohammed, & Adnan, 2012). The elongation (%) at break tended to increase with compatibilizer loading, but some started to decrease at higher loading. The elongations of the polymer blends containing ENR-25 or ENR-50 were found to follow a similar pattern as that shown in the case of tensile strength. In the NR/IR blend, DSC thermogram indicated a good compatibilization as well as improved tensile strength in the presence of Ultrablend-6000 especially in the amount of 5 phr (Figure 12). However, decreasing trends in tensile strength were also observed with the increase of ENR-50 and Ultrablend-6000 on NR/NBR blend system (Figure 13). This may be because of the difference in polarity between NR and NBR.

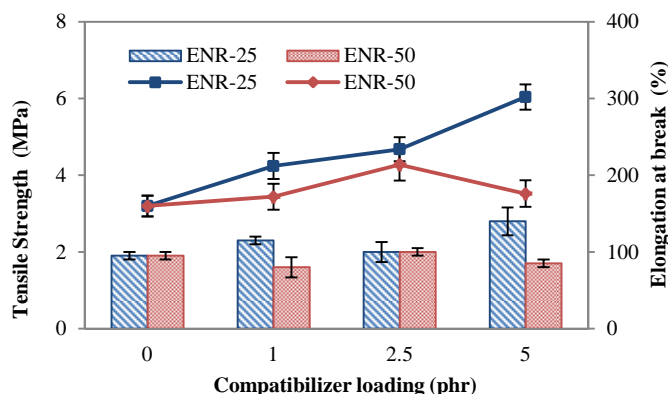


Figure 9 The effect of compatibilizer loading on tensile strength of the 50/50 NR/BR blend compound (primary y-axis (left) plotted as bars and secondary y-axis (right) plotted as lines)

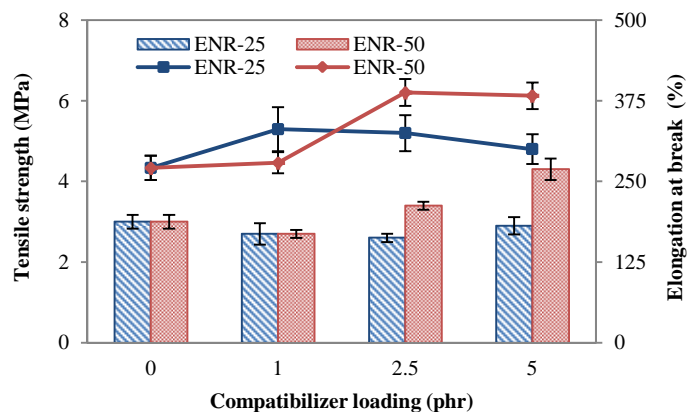


Figure 10 The effect of compatibilizer loading on tensile strength of the 50/50 NR/CR blend compound (primary y-axis (left) plotted as bars and secondary y-axis (right) plotted as lines)

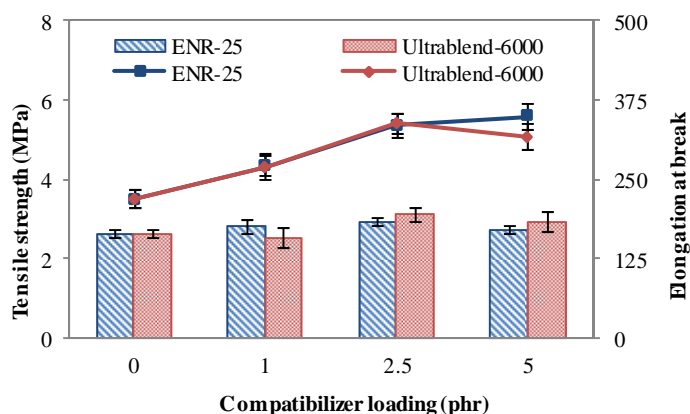


Figure 11 The effect of compatibilizer loading on tensile strength of the 50/50 NR/EPDM blend compound (primary y-axis (left) plotted as bars and secondary y-axis (right) plotted as lines)

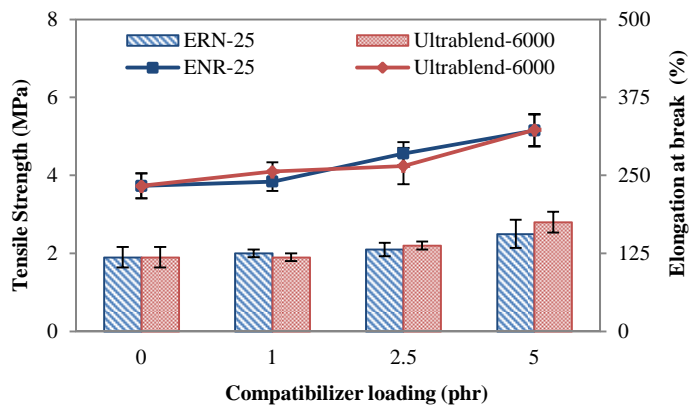


Figure 12 The effect of compatibilizer loading on tensile strength of the 50/50 NR/IR blend compound (primary y-axis (left) plotted as bars and secondary y-axis (right) plotted as lines)

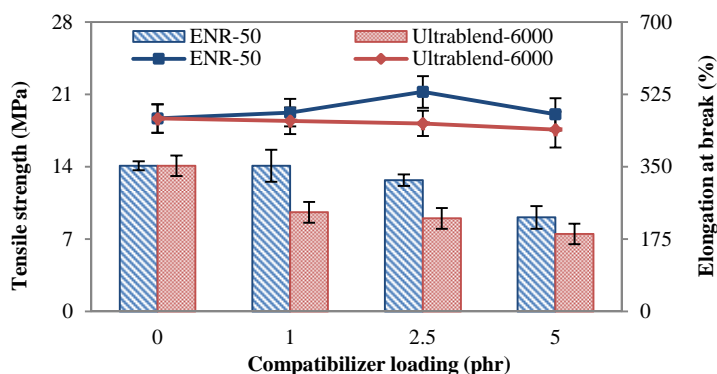


Figure 13 The effect of compatibilizer loading on tensile strength of the 50/50 NR/NBR blend compound (primary y-axis (left) plotted as bars and secondary y-axis (right) plotted as lines)

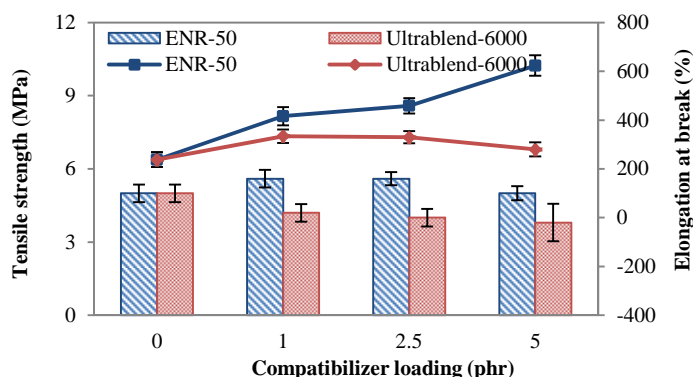


Figure 14 The effect of compatibilizer loading on tensile strength of the 50/50 NR/SBR blend compound (primary y-axis (left) plotted as bars and secondary y-axis (right) plotted as lines)

4. Conclusion

Rubber blends between natural (NR) and synthetic rubber (SR: BR, CR, EPDM, IR, NBR or SBR) were compounded with and without a compatibilizer. The compatibilizer such as ENR-25, ENR-50 or Ultrablend-6000 was incorporated into the blends and the effect of compatibilizer loading was investigated.

NR exhibited only one glass transition temperature (T_g) at -63°C . Under the blend system with other SR, most of the NR/SR blends presented two T_g s in DSC thermogram indicating to an incompatible blend between these rubber blends. There was only the NR/IR blend showing one T_g as that of pure NR system. Under the use of compatibilizer, the DSC thermograms of most NR/SR blends still presented two peaks of T_g . It can

be concluded from this observation that these compatibilizers (ENR-25, ENR-50 and Ultrablend-6000) were not suitable in terms of thermal behaviors to combine the different phases between NR and SR.

Reduction in cure times could be observed in the blends containing the compatibilizer. The optimum cure times of some blend systems such as NR/BR, NR/CR, NR/EPDM and NR/IR were diminished up to 20-50% compared to the system without a compatibilizer.

With the addition of a compatibilizer, the tensile strengths of 50/50 NR/SR blends fluctuated depending on the pair of rubber blends and the type of compatibilizer. In the presence of a compatibilizer, most of the rubber blends showed improved tensile properties. Examples of a suitable

dosage and type of compatibilizer on NR/SR blends were 5 phr of ENR-25 in NR/BR blend, 5 phr of ENR-50 in NR/CR blend, and 5 phr of Ultrablend-6000 in NR/IR blend. The elongations at break of all polymer blends except NR/NBR were improved with the addition of a compatibilizer and followed a similar pattern to those of the tensile properties.

5. Acknowledgements

The author gratefully acknowledges the Rubber Research Institute of Thailand for assistance throughout the work. I wish to thank Behn Meyer Chemical (Thailand) Co., Ltd. for supplying Ultrablend-6000. I am also indebted to Dr. Nikki K. Robishaw (Department of Chemistry, Faculty of Science, University of Akron, USA) for English language editing.

6. References

- Arayapranee, W., & Rempel, G. L. (2007). Properties of NR/EPDM blends with and without methyl methacrylate-butadiene-styrene (MBS) as a compatibilizer. *Inter J Mater Struct Reliab*, 5(1), 1-12.
- Aueareekul, P., Khotma, S., & Moolsin, S. (2013). Thermal and mechanical properties of NR/SBR and NR/NBR with a compatibilizer. *Academic Science and Technology Conference ASTC2013*, 1, 125-133.
- Fulin, C., Lan, C., & Caihong, L. (2007). Study on the milling behavior of chloroprene rubber blends with ethylene-propylene-diene monomer rubber, polybutadiene rubber, and natural rubber. *Polym Compos*, 28(5), 667-673. doi:10.1002/pc.20328
- George, S. C., Ninan, K. N., Groeninckx, G., & Thomas, S. (2000). Styrene-butadiene rubber/natural rubber blends: morphology, transport behavior, and dynamic mechanical and mechanical properties. *J Appl Polym Sci*, 78(6), 1280-1303. doi:10.1002/1097-4628(20001107)78:6<1280::AID-APP150>3.0.CO;2-S
- Griffiths, P. R., & Haseth, J. A. (2007). *Fourier transform infrared spectrometry* (2nd ed.). New York, USA: John Wiley & Sons, Inc.
- Groves, S. A. (1998). Crosslink density distributions in NR/BR blends: effect of cure temperature and time. *Rubber Chem Technol*, 71(5), 958-965. doi:10.5254/1.3538521
- Gunasekaran, S., Natarajan, R. K., & Kala, A. (2007). FTIR spectra and mechanical strength analysis of some selected rubber derivatives. *Spectrochim Acta Part A*, 68(2), 323-330. doi:10.1016/j.saa.2006.11.039
- Hamzah, R., Bakar, M. A., Khairuddean, M., Mohammed, I. A., & Adnan, R. (2012). A structural study of epoxidized natural rubber (ENR-50) and its cyclic dithiocarbonate derivative using NMR spectroscopy techniques. *Molecules*, 17(9), 10974-10993. doi:10.3390/molecules170910974
- Ismail, H., & Leong, H. C. (2001). Curing characteristics and mechanical properties of natural rubber/chloroprene rubber and epoxidized natural rubber/chloroprene rubber blends. *Polym Test*, 20(5), 509-516. doi:10.1016/S0142-9418(00)00067-2
- Kaesaman, A., & Saetung, A. (2006). Research and development of additive and formula NR products-PSU small project group. Retrieved November 2, 2011, from <http://research.trf.or.th/node/1446>
- Kantala, C., Wimolmala, E., Sirisinha, C., & Sombatsompop, N. (2009). Reinforcement of compatibilized NR/NBR blends by fly ash particles and precipitated silica. *Polym Adv Technol*, 20(5), 448-458. doi: 10.1002/pat.1293
- Khantiyoo, J., Na-Wichien, A., & Moolsin, S. (2014). Thermal and mechanical properties of NR/BR and NR/CR blends. *Academic Science and Technology Conference ASTC2014*, 2, 36-43.
- Kohjiya, S., & Ikeda, Y. (2014). *Chemistry, manufacture and applications of natural rubber* (1st ed.). United Kingdom: Woodhead Publishing.
- Noriman, N. Z., Ismail, H., & Rashid, A. A. (2010). Characterization of styrene butadiene rubber/recycled acrylonitrile-butadiene rubber (SBR/NBRr) blends: the effects of epoxidized natural rubber (ENR-50) as a compatibilizer. *Polym Test*, 29(2), 200-208. doi: 10.1016/j.polymertesting.2009.11.002
- Pandey, K. N., Setua, D. K., & Mathur, G. N. (2003). Material behavior, fracture

- topography of rubber surfaces: an SEM study. *Polym Test*, 22(3), 353-359. doi: 10.1016/S0142-9418(02)00112-5
- Paul, D. R., & Bucknall, C.R. (2000). *Polymer Blends*. New York, USA: John Wiley & Sons, Inc.
- Pticek, A., Hrnjak-Murgic, Z., Jelencic, J., & Mlinac-Misak, M. (2007). Morphology and thermal behavior of SAN/EPDM blends. *Express Polym Lett*, 1(6), 370-377.
doi:10.3144/expresspolymlett.2007.52
- Ratnam, C. T., Nasir, M., Baharin, A., & Zaman, K. (2000). Electron beam irradiation of epoxidized natural rubber: FTIR studies. *Polym Int*, 49(2), 1693-1701.
doi:10.1002/1097-0126(200012)49:12<1693::AID-PI595>3.0.CO;2-K
- Saad, A.L.G., & El-Sabbagh, S. (2001). Compatibility studies on some polymer blend systems by electrical and mechanical techniques. *J Appl Polym Sci*, 79(1), 60-71. doi:10.1002/1097-4628(20010103)79:1<60::AID-APP70>3.0.CO;2-L
- Sae-oui, P., Sirisinha, C., & Hatthapanit, K. (2007). Effect of blend ratio aging, oil and ozone resistance of silica-filled chloroprene rubber/natural rubber (CR/NR) blends. *Express Polym Lett*, 1(1), 8-14.
doi:10.3144/expresspolymlett.2007.3
- Sirisinha, C., Limcharoen, S., & Thunyarittikorn, J. (2003). Oil resistance controlled by phase morphology in natural rubber/nitrile rubber blends. *J Appl Polym Sci*, 87(1), 83-89.
doi: 10.1002/app.11673
- Somphaeng, J., Na-Wichien, A., & Moolsin, S. (2014). Thermal and mechanical properties of NR/EPDM and NR/IR blends. *Academic Science and Technology Conference ASTC2014*, 2, 44-50.